OFFICIAL SENSITIVE

THIS DOCUMENT IS THE PROPERTY OF HER BRITANNIC MAJESTY'S GOVERNMENT

COVID-19 OPERATIONS COMMITTEE (21) 44

05 APRIL 2021

COVID-19 OPERATIONS COMMITTEE

_____

COVID-19 RESPONSE: STEP 2 OF THE ROADMAP: ANNEX A COVID-O DATA PACK

SLIDES BY THE COVID-19 TASKFORCE

Cabinet Office

COVID(O) Step 2: Data Annex

5 April 2021

Based on analysis by Covid-19 Taskforce, JBC, SPI-M, PHE, HMT & ONS

OFFICIAL SENSITIVE UNPUBLISHED CONTENT - PLEASE DO NOT SHARE FURTHER

The number of people testing positive in England has decreased to 148,100 (0.27%)

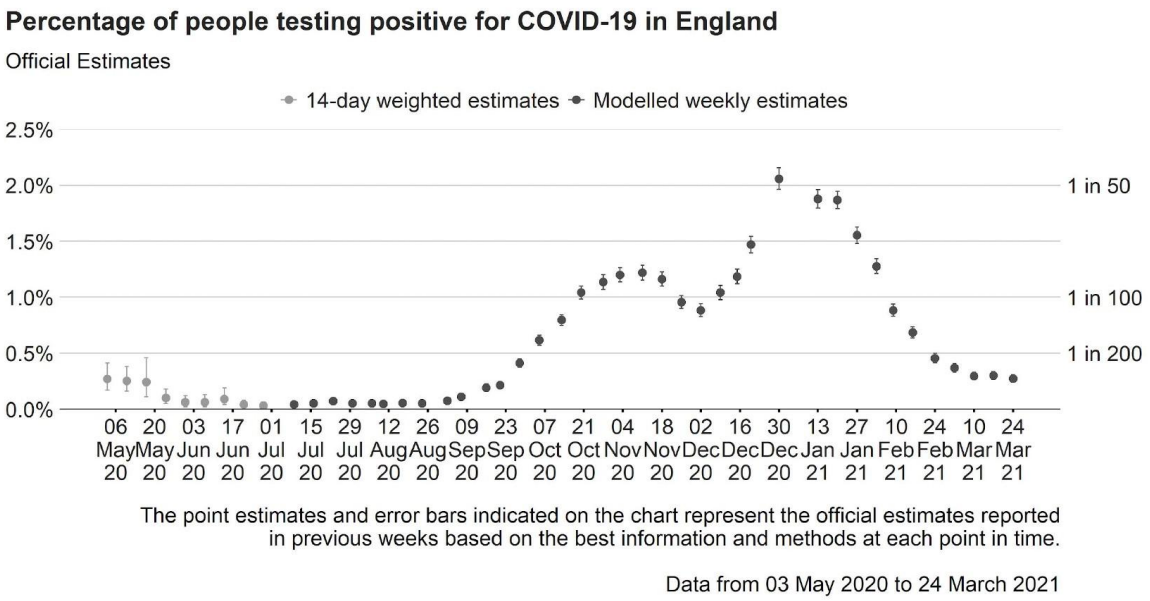

Northern Ireland	**1 in 220**
North East	1 in 230
Yorkshire and The Humber	1 in 230
North West	1 in 280
East Midlands	1 in 310
West Midlands	1 in 310
Scotland	**1 in 320**
England	**1 in 370**
London	1 in 380
East of England	1 in 500
Wales	**1 in 570**
South East	1 in 680
South West	1 in 770

Source: ONS Infection Survey

Infection rates continue to decrease in those aged 50+, but trends are more uncertain in lower age groups

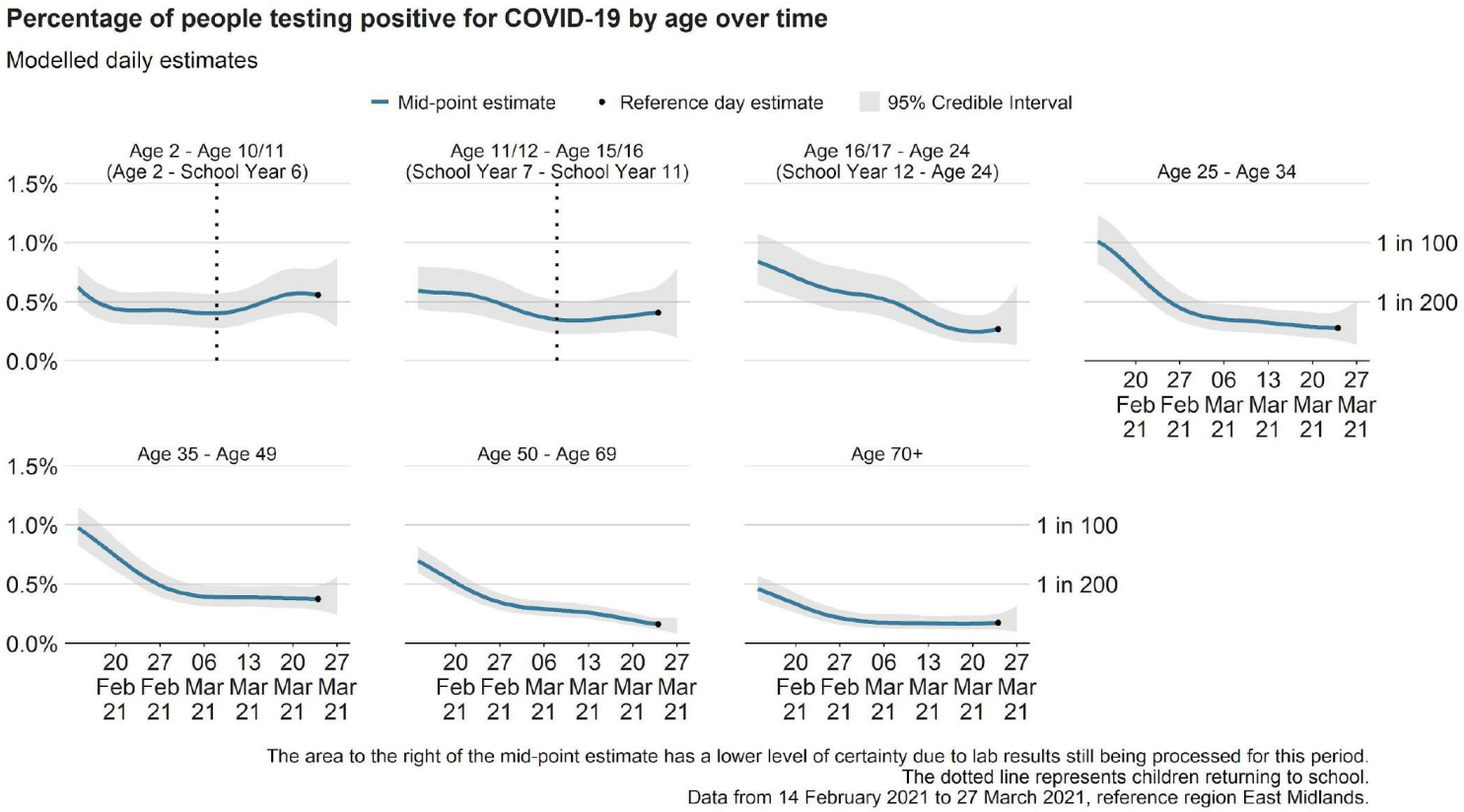

Source: ONS Infection Survey

SPI-M modelling suggests Step 2 of the roadmap is likely to lead to a modest increase in patients in hospital

SPI-M Modelling of Step 2 alone

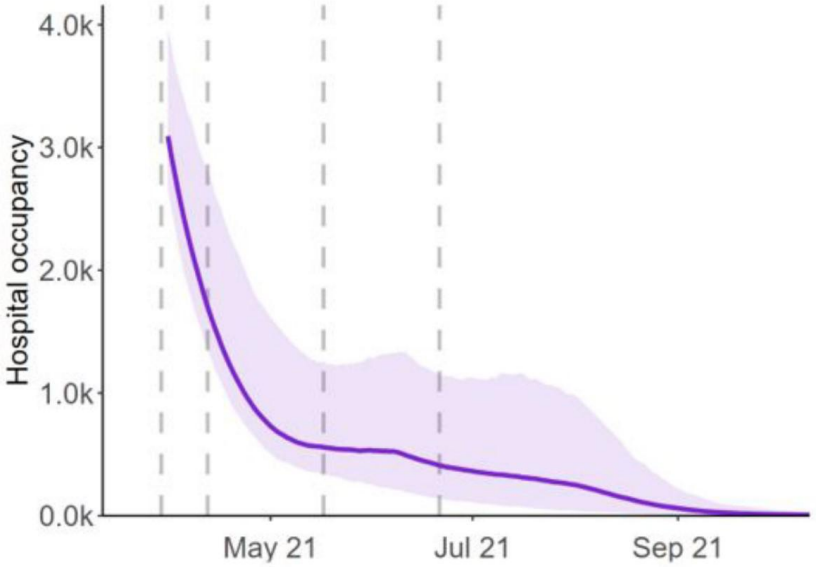

SPI-M Modelling uncertainty for future steps

- SPI-M are predicting a slightly smaller peak than in February, owing primarily to improved vaccine effectiveness assumptions.
- There is great uncertainty with significant risks, particularly around variants of concern.
- There is considerable uncertainty about the level of control that can be achieved at each step of the Roadmap.

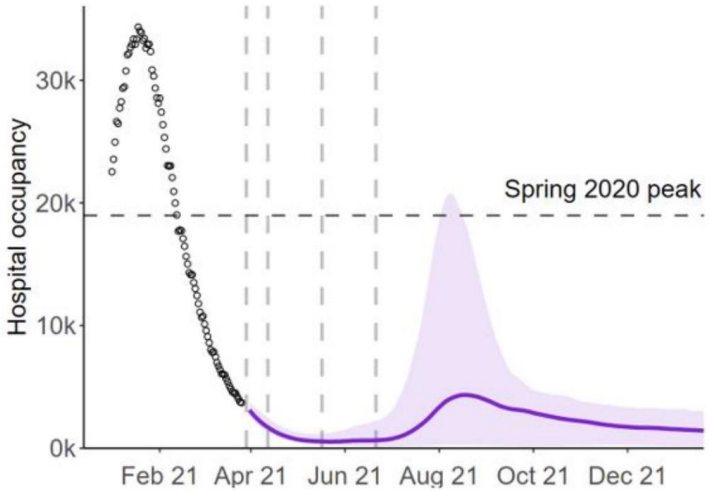

Source: SPI-M

Test 1: The vaccine deployment programme continues successfully, and we are on track to meet our targets for first and second doses

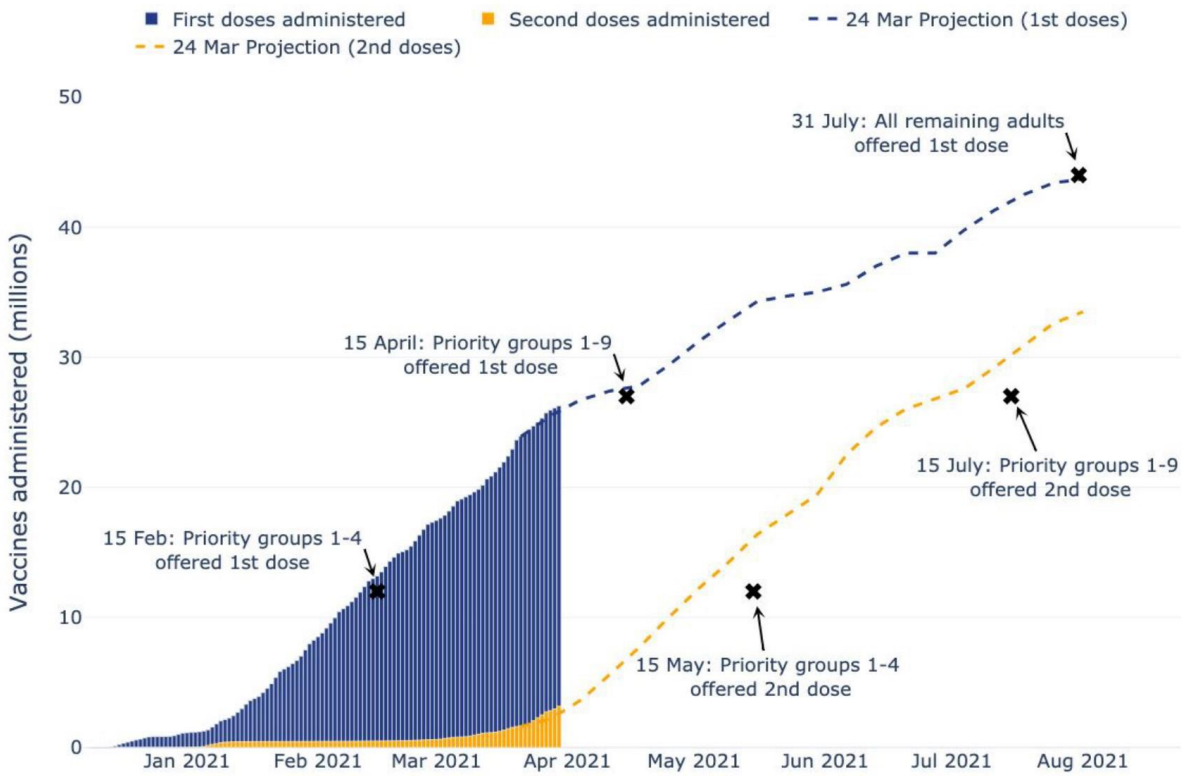

Source: NHS

Test 1: The vaccine deployment programme continues successfully, and we are on track to meet our targets, notably for the most vulnerable [PUBLIC PRESS SLIDE]

The number of people who have received a vaccination for COVID-19 in the UK

Cumulative number of people who have received a COVID-19 vaccination, by date reported, up to 3 April

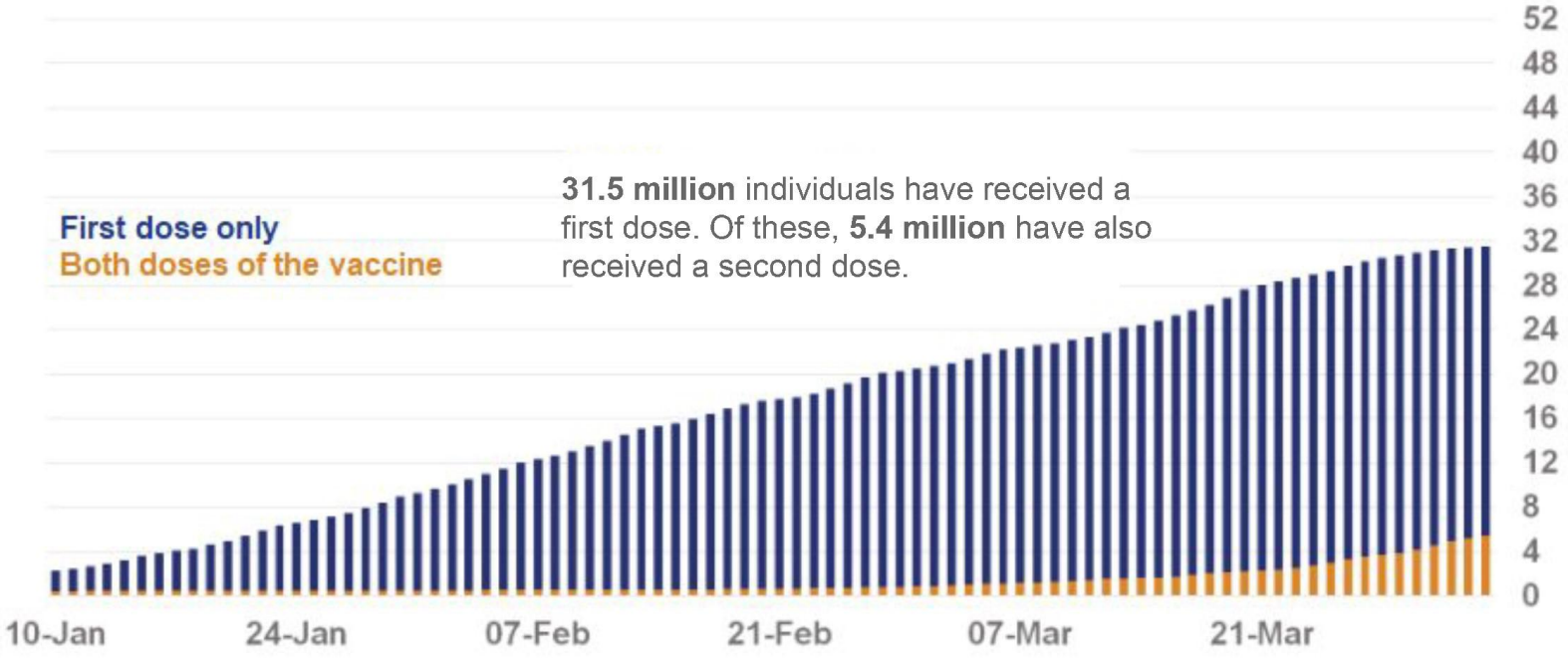

Source: https://coronavirus.data.gov.uk/

Test 2: Evidence shows vaccines are sufficiently effective in reducing severe illness, hospitalisations and deaths in those vaccinated [PUBLIC PRESS SLIDE]

Estimated reduction in symptomatic disease and hospitalisations after one dose of the Pfizer or AstraZeneca vaccine for people aged 80+

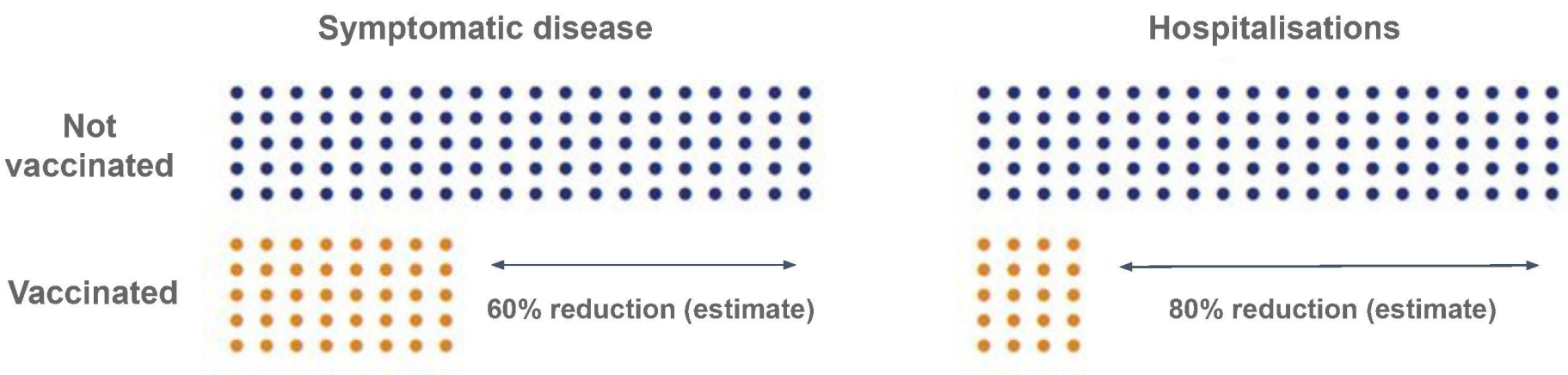

Source: Source: Public Health England

Test 3: Infection rates do not risk a surge in hospitalisations which would put unsustainable pressure on the NHS. The number of patients in hospital has fallen more quickly and is now lower than at the equivalent point last March

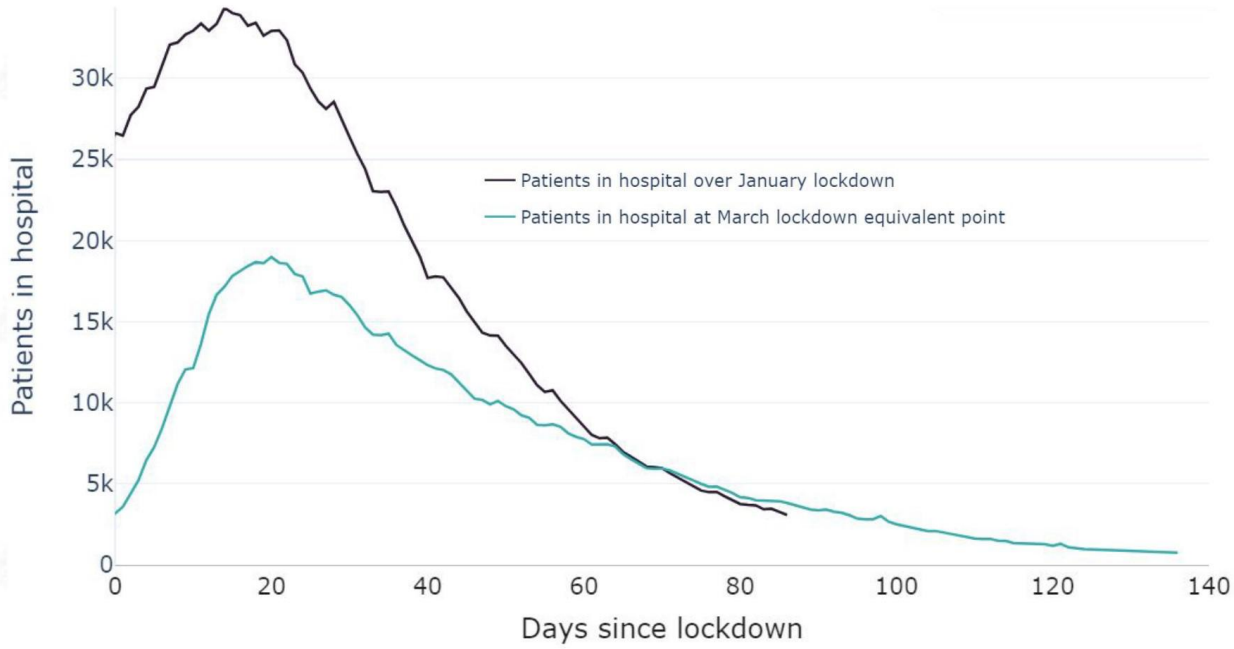

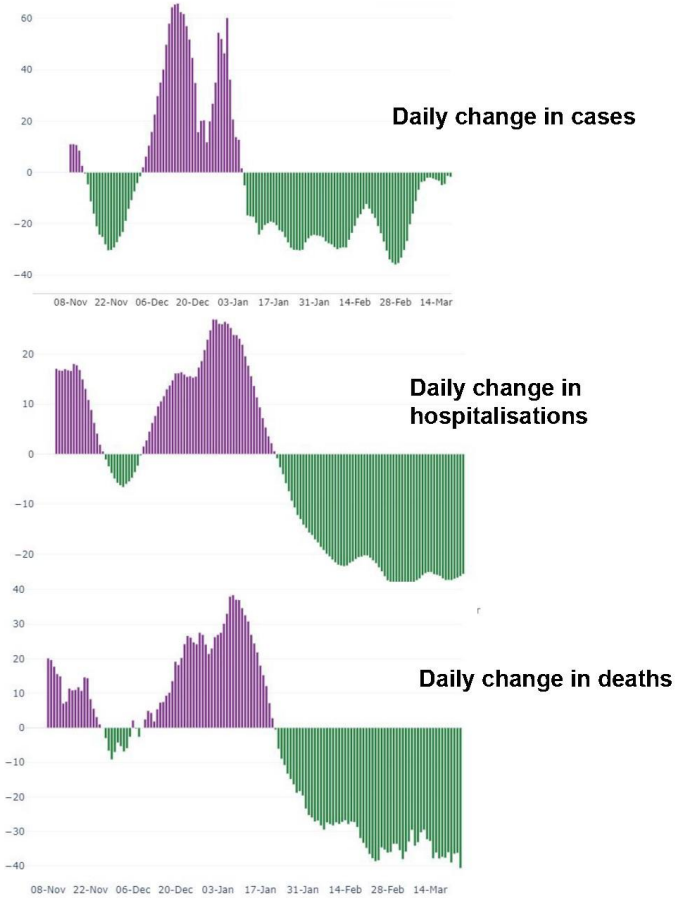

Source: PHE, coronavirus.data.gov.uk

Test 3: Infection rates do not risk a surge in hospitalisations which would put unsustainable pressure on the NHS [PUBLIC PRESS SLIDE]

The number of people in hospital with COVID-19 in the UK

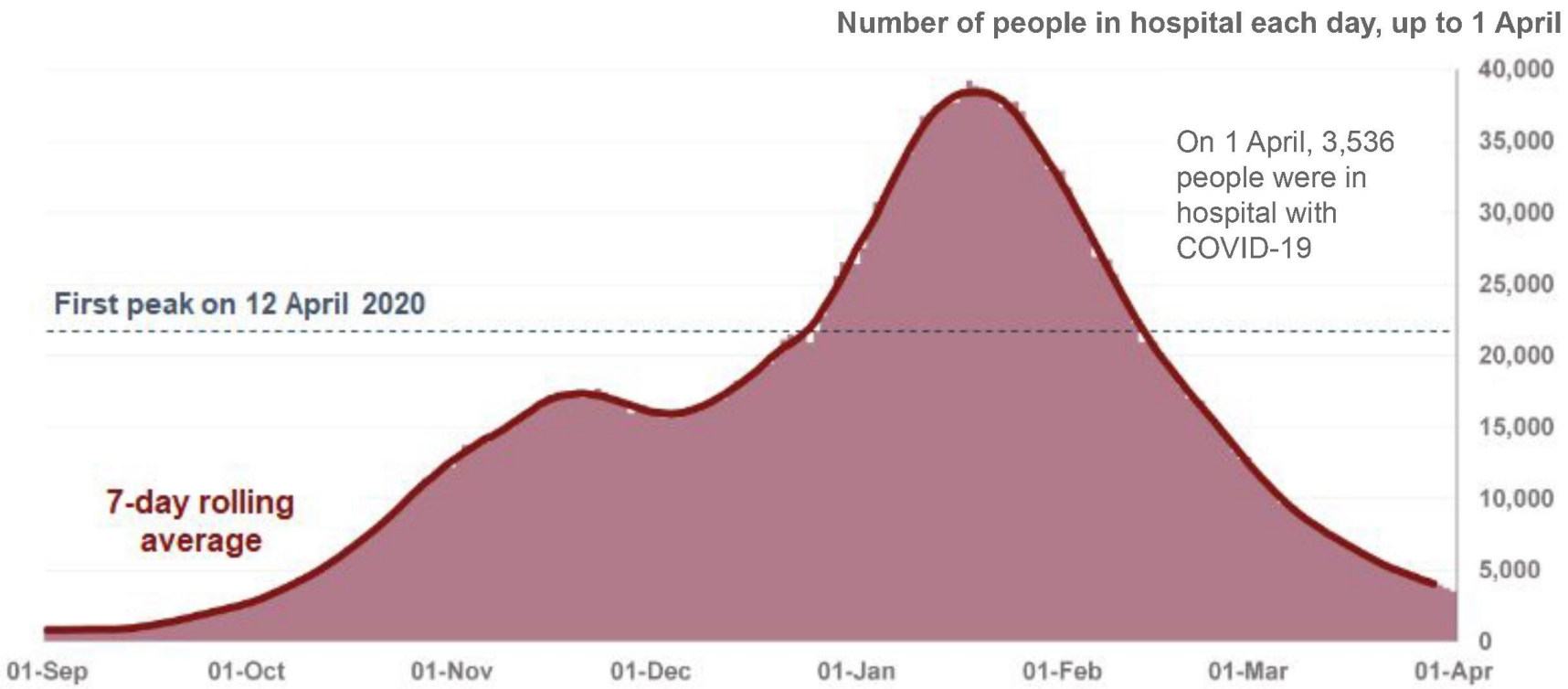

Source: https://coronavirus.data.gov.uk/

Test 4: The assessment of the risks is not fundamentally changed by new variants of concern.

[PUBLIC PRESS SLIDE]

The number of cases associated with Variants of Concern (VOCs) in the UK, up to 31 March

NOTE: Not all identified cases are genomically sequenced, so some VOC cases may go undetected

Variant	Lineage	Country first detected	Total genomically confirmed and probable cases	New cases since last update (data up to 24 March)
VOC-20DEC-01	B.1.1.7	England (Kent)	173,042	+17,513
VOC-20DEC-02	501Y.V2 B.1.351	South Africa	469	+57
VOC-21JAN-02	P1	Japan ex Manaus, Brazil	32	+5
VOC-21FEB-02	B.1.1.7 with E484K	England	43	0

Source: Public Health England.