

**Fixed Penalty Notices (FPNs) issued under COVID-19 emergency health regulations by police forces in England and Wales**

**Introduction**

This release presents the latest data on the police use of COVID-19 enforcement notices issued under all emergency health protection regulations in force as at 27<sup>th</sup> February 2022<sup>1</sup> (and includes revisions to previously published figures). The totals issued in this release reflect a mix of new FPNs issued in the latest reporting period, alongside additional processing and cancellation of FPNs by ACRO for dates covered by previous releases. The Health Protection (Coronavirus, Restrictions) Regulations 2020 (England) and subsequent Amendments were revoked on 19 July 2021. There is a lag in the time between forces issuing a notice and ACRO Criminal Records Office processing the notice; totals in this release therefore relating to these Regulations account for all FPNs processed by ACRO up to 27 February 2022.

**Information on the number of fines paid within the 28-day payment period is presented in Annex C of this report.**

Data on FPNs issued in England and Wales is collated centrally by the ACRO Criminal Records Office and cover the 43 territorial forces, the British Transport Police (BTP) and Ministry of Defence Police.

The figures below relate to enforcement activity by police forces and these data should be seen in the context of wider police activity to engage with the public to explain and encourage compliance with the new regulations. As outlined in previous releases, the police have recorded hundreds of thousands of Covid-19 related incidents since 27<sup>th</sup> March 2020. This will include incidents where officers have proactively offered advice to people, responded to reports from members of the public about breaches of the regulations by others, and offences where criminals have sought to take advantage of the pandemic to commit crime.

**Headline figures for FPNs issued under the Health Protection (Coronavirus, Restrictions) Regulations, England and Wales**

In total, 118,978<sup>2</sup> notices have been recorded as having been issued in England (106,913<sup>3</sup>) and Wales (12,065) between Friday 27<sup>th</sup> March 2020 and Sunday 27<sup>th</sup> February 2022. Almost all these notices were issued up to 19<sup>th</sup> July 2021, after which all restrictions were lifted in England (not including the International Travel Regulations). Whilst most restrictions in Wales were revoked after the 6<sup>th</sup> August 2021, requirements to wear a face covering were still in place (under number five regulations), furthermore some restrictions were reinstated during the Winter period to help curb the spread of the Omicron variant. International Travel Regulations (ITR) continue to be in place in England and Wales; notices issued under

---

<sup>1</sup> For a full list of all regulations please see: <https://www.legislation.gov.uk/coronavirus> and <https://gov.wales/coronavirus-legislation-and-guidance-law>

<sup>2</sup> Three notices are recorded as having been issued in England prior to March 27<sup>th</sup>

<sup>3</sup> This figure excludes notices for England that have been issued under the international travel, face coverings, business, and self-isolation regulations as they have different legislation. These figures are reported separately.

the ITR for Wales are presented in this section and those issued in England are presented separately in the sections below along with notices issued under the face covering regulations (England).

In England, up to 19<sup>th</sup> July 2021:

- 15,947 notices were issued under number one regulations;
- 583 under number two regulations;
- 374 for holding a gathering of more than 30 people;
- 1,115 in relation to breaches of local “lockdowns”;
- 2,925 under the “Local COVID-19 alert levels”;
- 7,168 under number four regulations (national restrictions);
- 73,782 notices issued under the “All Tiers” regulations:
  - 19 notices for Tier 1 (Medium);
  - 1,079 notices for Tier 2 (High);
  - 3,779 notices for Tier 3 (Very High);
  - 68,905 notices for Tier 4 (Extremely High); 65,053 of which were issued from 6<sup>th</sup> January 2021 when national restrictions came into force.
- 5,019 were issued under the steps regulations:
  - 2,436 notices for Step 1
  - 2,345 notices for Step 2
  - 238 notices for Step 3

In Wales, up to 27<sup>th</sup> February 2022:

- 2,665 notices were issued under number one regulations;
- 176 notices were issued under number two regulations;
- 283 notices were issued under number three regulations;
- 662 notices were issued under number four regulations;
- 8,239 notices have been issued under number five regulations;
- 3 notices were issued under regulations relating to holding a gathering of more than 30 people; and,
- 37 notices were issued under the International Travel Regulations (ITRs).

Chart 1 shows previously published figures for earlier reporting periods together with the latest revisions as more FPNs have been processed. In earlier releases this was reported on a daily basis but, given the length of time these regulations have been in place, this is now summarised on a weekly basis. The following analysis and the chart below do not include fines issued under the face covering regulations, business regulations, or ITRs issued in England. Separate analysis is presented in the sections below for these FPN types.

Enforcement levels have been falling since the peak in early February 2021. English police forces have not issued an FPN since 18th July 2021, when the government announced the move to Step 4 and lifting of most restrictions on 19th July 2021. Forces in Wales have continued to issue a small number of FPNs since the easing of COVID restrictions in Wales on 7th August 2021. Police in Wales have issued 42 FPNs since 6<sup>th</sup> August 2021, 2 of which have been issued since 17<sup>th</sup> December 2021 when these figures were last published.

Following the announcement in March 2021 of the roadmap out of lockdown, there was a steep downward trend in the number of FPNs issued. This continued through to September 2021 with figures showing an average of 13 FPNs having been issued each week in July (2<sup>nd</sup> – 29<sup>th</sup> July 2021) compared with an average of 3 FPNs weekly in August and September (30<sup>th</sup> July – 23<sup>rd</sup> September 2021) and the majority of these having been issued in Wales.

Looking at the longer-term trend, there were steep rises in the number of FPNs issued following the week of 18<sup>th</sup>-24<sup>th</sup> December 2020, coinciding with the introduction of Tier 4 as part of the “Local COVID-19 Alert Levels” regulations. This upward trend continued following the introduction of the new national restrictions on the 6<sup>th</sup> of January 2021 (when all areas of England were moved into Tier 4). This reflected more proactive policing of the regulations in the context of the danger to public health and represented a shift to move more quickly to enforcement where there were clear breaches of the law.

Enforcement levels during January and early February 2021 returned to levels seen in March and April 2020, when restrictions were first introduced with a peak of 3,294 FPNs issued between 10<sup>th</sup> – 16<sup>th</sup> April 2020 (during the week of the Easter Bank holiday). Enforcement levels continued to decline from March 2021 to June 2021 as restrictions eased and activity that led to the most common reasons for the issuing of FPNs (gatherings of two or more people) were no-longer prohibited under the current restrictions.

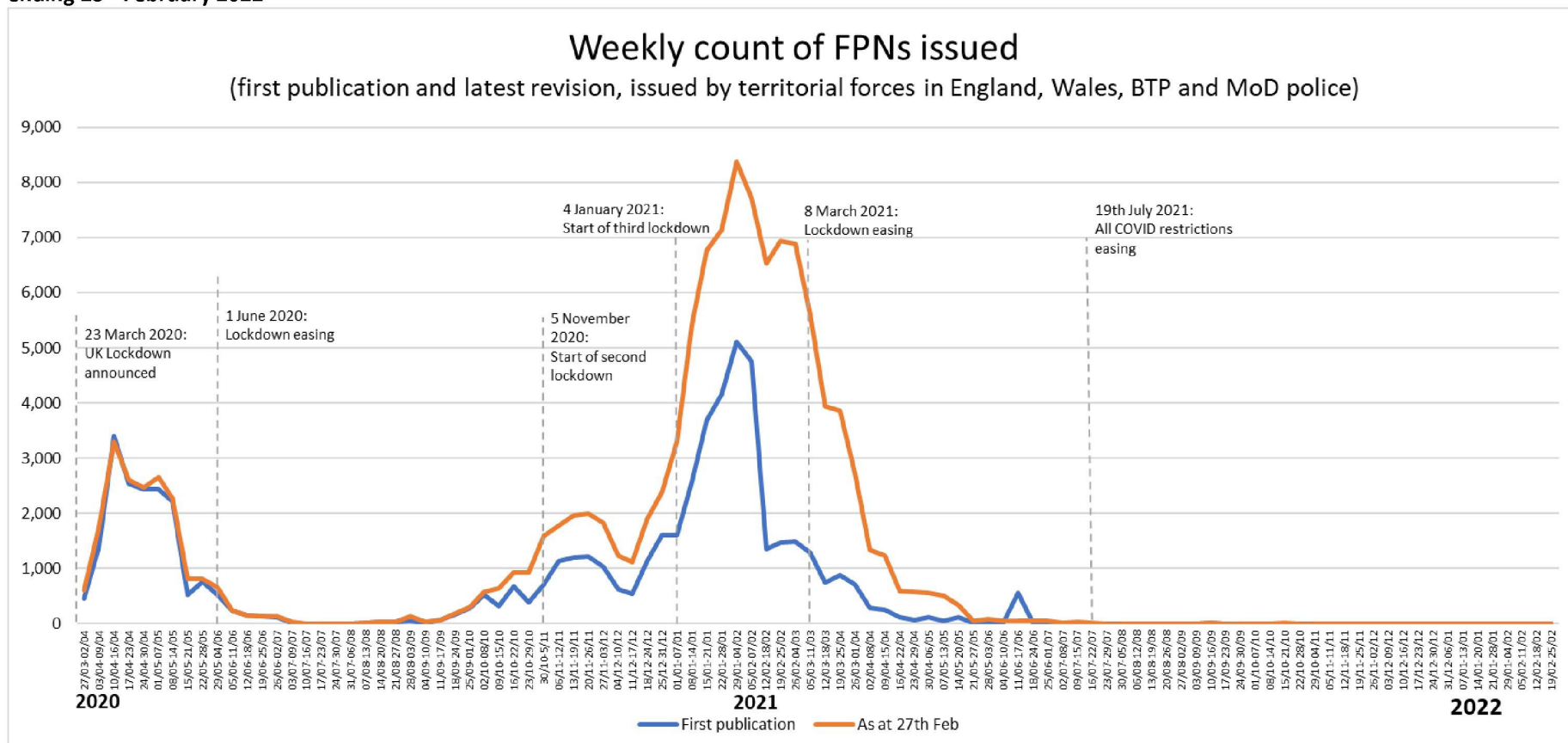
Of all enforcement notices issued in England and Wales:

- The most common reason for which an FPN was issued in England was a “Contravene a requirement to not participate in a gathering in the Tier 4 area of two or more people - private dwelling/any indoor space” , with 32,051 FPNs and, similarly, the most common reason in Wales was “Contravene requirement to not participate in a gathering in private” with 3,889 FPNs issued for this reason (Table 1).
- The large majority (7 in 10) of FPNs were issued to males (Table 2).
- 76% were issued to the under 35s; with 48% issued to 18-24-year olds, 16% to those aged 25-29 and 12% to those aged 30-34 (Table 3).
- Of those FPNs where the individual issued with the notice had a self-identified ethnicity<sup>3</sup> recorded, 76% were issued to people who self-identified as White. 12% went to those who self-identified as Asian and 7% to those identifying as Black (Table 4).

---

<sup>3</sup> 21% of FPNs issued did not have the self-defined ethnicity of the individual identified.

**Chart 1: FPNs issued under COVID-19 regulations (excluding face coverings, businesses and ITR in England), between 27<sup>th</sup> March 2020 and the last full week ending 25<sup>th</sup> February 2022**



Note: excludes 3 FPNs with incorrect date of issue.



**Table 1: Reasons for which FPNs have been issued under emergency COVID-19 regulations, between 27th March 2020 and 27<sup>th</sup> February 2022 in England and Wales**

Regulations	Jurisdiction	Reason for issue	England	Wales	Total
<b>No.1, No.2, local lockdowns (England only); No.3 and No.4 (Wales only)</b>	<b>England and Wales</b>	Contravene requirement as to restriction of movement during emergency period	11,785	2,211	13,996
		Contravene requirement to not participate in a gathering in public of more than two people	4,179	281	4,460
		Contravene a direction or fail to comply with instruction	2,337	456	2,793
		Contravene requirement from a relevant person	432	52	484
		Obstruct person carrying out a function under the regulations	285	13	298
		Contravene requirement to not participate in an indoor gathering of two or more people	34	29	63
	<b>England only</b>	Contravene requirement to not participate in an outdoor gathering of more than six people	76	N/A	76
		Contravene requirement to not participate in a gathering of more than thirty people – dwelling/houseboat	29	N/A	29
		Contravene requirement to not participate in a gathering of more than thirty people – vessel (other than houseboat)	-	N/A	-
		Contravene requirement to not participate in a gathering of more than thirty people – land (certain public outdoor spaces)	17	N/A	17
		Contravene requirement to not participate in a gathering of more than thirty people – indoor amplified music	8	N/A	8
		Entry into and/or remaining in a restricted area	3	N/A	3
		Failure to restrict access to a restricted area	1	N/A	1
		Stay overnight other than at place of living / linked household, in England, without reasonable excuse	7	N/A	7

		Contravene requirement to not participate in a gathering of more than six people	482	N/A	482
		Contravene requirement to not participate in gathering of two or more persons in the protected area	45	N/A	45
		Contravene requirement to not participate in gathering of two or more persons outside the protected area	1	N/A	1
		Contravene requirement to not participate in a gathering of more than two people – dwelling / houseboat	855	N/A	855
	Wales only	Contravene requirement to not participate in a gathering of more than thirty people	N/A	61	61
		Enter/Remain in a local health protection area in Wales without reasonable excuse	N/A	1,019	1,019
		Leave or remain away from place when living in local health protection area in Wales without reasonable excuse	N/A	1,500	1,500
		Contravene requirement to not participate in a gathering in public	N/A	544	544
		Contravene requirement to not participate in a gathering in private	N/A	3,889	3,889
		Contravene a requirement not to participate in a gathering outside of a private dwelling that consists of more than 4 people	N/A	54	54
		Contravene a requirement not to participate in a gathering in holiday or travel accommodation with people outside of their household	N/A	-	-
		Contravene a requirement not to participate in a gathering in a private dwelling with any other person apart from the household or extended household	N/A	566	566
		Contravene a requirement not to participate in a gathering in a private dwelling consisting of more than 15 people	N/A	498	498
		Contravene a requirement not to be involved in organising an indoor event of more than 15 people	N/A	23	23
		Contravene a requirement not to be involved in organising an outdoor event of more than 30 people	N/A	13	13

Contravene restriction that no person living outside Wales may enter or remain in Wales without a reasonable excuse	N/A	92	92
Contravene restriction that no person living in Wales may leave Wales without a reasonable excuse	N/A	179	179
Contravene a requirement of a person required to isolate, may not to leave or be outside the place where they are living	N/A	79	79
Contravene a requirement of a child required to isolate, may not to leave or be outside the place where they are living	N/A	5	5
Contravene a requirement to provide details to contract tracer when requested to do so	N/A	4	4
Contravene a requirement to not carry on restricted business or service at premises	N/A	12	12
Contravene a requirement to not carry on restricted business or service at premises	N/A	-	-
Contravene a requirement to not sell or supply alcohol between restricted times	N/A	-	-
Contravene a requirement that an operator of public transport displays adequate signage	N/A	-	-
Contravene the requirement to wear face covering on public transport	N/A	5	5
Contravene the requirement to wear face covering in certain indoor places	N/A	31	31
Contravene a requirement not to participate in a gathering in a private dwelling which consists of more than 6 people	N/A	5	5
Contravene a requirement not to participate in a gathering in a private dwelling which consists of more than 6 people	N/A	35	35
Contravene a requirement not to participate in a gathering in a private dwelling outdoors that consists of more than 4 people	N/A	3	3
Contravene a requirement that no person may leave the place where they are living	N/A	774	774

Local COVID-19 Alert Levels/All Tiers (England only)	England only	Contravene a requirement not to be involved in organising an indoor event of more than 50 people	N/A	2	2
		Contravene a requirement not to be involved in organising an outdoor event of more than 100 people	N/A	-	-
		Contravene a requirement to not carry on business or provide restricted service between hours of 6.00 pm and 6.00 am	N/A	-	-
		Obstruct person carrying out function under the regulations	188	N/A	188
		Contravene a requirement imposed, or a direction given, by a relevant person	1015	N/A	1015
		Contravene a reasonable instruction given by a relevant person	697	N/A	697
		Contravene requirement to not participate in a gathering in a Tier 1 area of more than six people	523	N/A	523
		Contravene a Tier 1 Restriction	6	N/A	6
		Contravene requirement to not participate in a gathering indoors in a Tier 2 area of two or more people	2,505	N/A	2,505
		Contravene requirement to not participate in a gathering outdoors in a Tier 2 area of more than six people	161	N/A	161
		Contravene requirement that no person living in a Tier 2 area may participate in a gathering outside the restricted area which consists of two or more people indoors	23	N/A	23
		Contravene requirement that no person living in a Tier 2 area may participate in a gathering outside the restricted area of more than six people outdoors	4	N/A	4
		Contravene a Tier 2 restriction	25	N/A	25
		Contravene requirement to not participate in a gathering in the Tier 3 area of two or more people - private dwelling/any indoor space	3,536	N/A	3,536
		Contravene requirement that no person living in a Tier 3 area may participate in a gathering outside the restricted area which consists of two or more people - private dwelling/any indoor space	242	N/A	242

Contravene a requirement to not participate in a gathering in a relevant public outdoor place in the Tier 3 area of more than six people	167	N/A	167
Contravene requirement to not participate in a gathering in any other outdoor place in the Tier 3 area of two or more people	316	N/A	316
Contravene requirement that no person living in a Tier 3 area may participate in a gathering outside the restricted area which consists of more than six people in a relevant public outdoor place	49	N/A	49
Contravene requirement that no person living in a Tier 3 area may participate in a gathering outside the restricted area which consists of two or more people in any other outdoor place	27	N/A	27
Contravene a Tier 3 Restriction	41	N/A	41
Contravene a requirement to not participate in a gathering in the Tier 4 area of two or more people - private dwelling/any indoor space	32,051	N/A	32,051
Contravene a requirement to not participate in a gathering in a specified outdoor place in the Tier 4 area of more than two people	3,129	N/A	3,129
Contravene a requirement to not participate in a gathering in any other outdoor place in the Tier 4 area of two or more people	11,343	N/A	11,343
Contravene requirement that no person living in a Tier 4 area may participate in a gathering outside the restricted area which consists of two or more people - private dwelling/any indoor space	461	N/A	461
Contravene requirement that no person living in a Tier 4 area may participate in a gathering outside the restricted area which consists of more than two people in a specified outdoor place	199	N/A	199
Contravene requirement that no person living in a Tier 4 area may participate in a gathering outside the restricted area which consists of two or more people in any other outdoor place	494	N/A	494
Contravene requirement to not leave or be outside of place of living	18,783	N/A	18,783
Contravene requirement to not participate in a gathering of more than 15 people - private dwelling	1,961	N/A	1,961
Contravene requirement to not participate in a gathering of more than 15 people - educational accommodation	318	N/A	318
Contravene requirement to not participate in a gathering of more than 15 people - indoor amplified music	247	N/A	247

		Contravene a requirement/direction/instruction from a relevant person	278	N/A	278
<b>No.4 regs (national lockdown, England only)</b>	<b>England Only</b>	Contravene requirement to not participate in an indoor gathering of two or more people	4,219	N/A	4,219
		Contravene requirement to not participate in a gathering of more than two people in public outdoor place	1,294	N/A	1,294
		Contravene requirement to not participate in a gathering of two or more people in other outdoor space	329	N/A	329
		Contravene requirement to not leave or be outside of place of living	1,175	N/A	1,175
		Obstruct person carrying out function under the regulations	3	N/A	3
<b>Steps</b>	<b>England only</b>	Contravene a requirement imposed, or a direction given, by a relevant person	31	N/A	31
		Contravene a reasonable instruction given by a relevant person	25	N/A	25
		Contravene requirement to not participate in a gathering of more than 15 people - private dwelling	874	N/A	874
		Contravene requirement to not participate in a gathering of more than 15 people - educational accommodation	25	N/A	25
		Contravene requirement to not participate in a gathering of more than 15 people - indoor amplified music	61	N/A	61
		Contravene a requirement not to leave England to travel to a destination outside the United Kingdom	1	N/A	1
		Contravene a requirement not to travel to, or be present at, an embarkation point for the purpose of travelling from there to a destination outside the United Kingdom	-	N/A	-
		Contravene requirement to have a completed travel declaration form at an embarkation point	2	N/A	2
		Contravene direction to produce travel declaration form	-	N/A	-

		Contravene direction to complete travel declaration form	-	N/A	-
		Contravene a direction to leave the embarkation point without leaving the United Kingdom	-	N/A	-
		Intentionally or recklessly provide false or misleading information on a travel declaration form	-	N/A	-
		Contravene requirement to not participate in an indoor gathering in the Step 1 area of two or more people	1,690	N/A	1,690
		Contravene requirement to not participate in an outdoor gathering in the Step 1 area of more than six people	238	N/A	238
		Contravene requirement to not participate in an indoor gathering in the Step 2 area of two or more people	1,605	N/A	1,605
		Contravene requirement to not participate in an outdoor gathering in the Step 2 area of more than six people	231	N/A	231
		Contravene a requirement to not participate in an indoor gathering in the Step 3 area of more than six people	158	N/A	158
		Contravene a requirement to not participate in an outdoor gathering in the Step 3 area of more than thirty people	21	N/A	21
		Contravene requirement to not participate in an indoor gathering of more than 15 people - private dwelling	42	N/A	42
		Contravene requirement to not participate in an indoor gathering of more than 15 people - educational accommodation	6	N/A	6
		Contravene requirement to not participate in an indoor gathering of more than 15 people - indoor amplified music	37	N/A	37
<b>Holding a gathering<sup>2</sup></b>	<b>England only</b>	Contravene requirement not to hold, or be involved in holding, a gathering of more than thirty people – dwelling/houseboat	192	N/A	192
		Contravene requirement not to hold, or be involved in holding, a gathering of more than thirty people – vessel (other than a houseboat or a vessel used for public transport)	1	N/A	1
		Contravene requirement not to hold, or be involved in holding, a gathering of more than thirty people – land (certain public outdoor spaces)	63	N/A	63



		Contravene requirement not to hold, or be involved in holding, a gathering of more than thirty people – indoor amplified music	79	N/A	79
		Contravene a requirement not to hold, or be involved in the holding of, a relevant gathering of more than 30 persons - indoor amplified music	6	N/A	6
		Contravene a requirement not to hold, or be involved in the holding of, an indoor gathering of more than 30 persons - private dwelling/houseboat	20	N/A	20
		Contravene a requirement not to hold, or be involved in the holding of, an indoor gathering of more than 30 persons - Vessel	-	N/A	-
		Contravene a requirement not to hold, or be involved in the holding of, an outdoor gathering of more than 50 persons - private dwelling/houseboat	6	N/A	6
		Contravene a requirement not to hold, or be involved in the holding of, an outdoor gathering of more than 50 persons - Vessel	-	N/A	-
		Contravene a requirement not to hold, or be involved in the holding of, an outdoor gathering of more than 50 persons - Land (certain public outdoor spaces)	5	N/A	5
		Wales only	Contravene a requirement that no person may be involved in organising a relevant unlicensed music event	N/A	3
International Travel	Wales only	Contravenes a requirement to travel directly to the specified premises for isolation	N/A	1	1
		Contravenes a requirement to not leave or be outside the specified premises	N/A	28	28
		Contravene a direction or fail to comply with instruction	N/A	2	2
		Obstruct person carrying out a function under the regulation	N/A	-	-
	TOTAL		111,804	12,469	124,273

Note: a) The total in this table exceeds the headline measure of total FPNs issued as an FPN can be issued for more than one reason.  
b) No FPNs have been issued for the reason of: 'Contravene requirement to not participate in a gathering of more than thirty people - vessel (other than houseboat)'

**Table 2: FPNs issued under emergency COVID-19 regulations, by gender, between 27th March 2020 and 27<sup>th</sup> February 2022 in England and Wales**

	England	Wales	Total
Male	70%	66%	70%
Female	29%	34%	29%
Other	0.04%	0.00%	0.04%
Unknown	1%	0.30%	1%

**Table 3: FPNs issued under emergency COVID-19 regulations, by age group, between 27th March 2020 and 27<sup>th</sup> February 2022 in England and Wales**

	England	Wales	Total
18-24	48%	46%	48%
25-29	17%	15%	16%
30-34	12%	12%	12%
35-39	8%	8%	8%
40-44	5%	6%	5%
45-49	4%	4%	4%
50-54	3%	3%	3%
55-59	2%	3%	2%
60-64	1%	1%	1%
65+	1%	1%	1%
Unknown	0.02%	0.01%	0.02%

**Table 4: FPNs issued under emergency COVID-19 regulations, by self-defined ethnicity, between 27th March 2020 and 27<sup>th</sup> February 2022 in England and Wales**

	England	Wales	Total
White	74%	90%	76%
Asian (including Chinese)	13%	6%	12%
Black	8%	2%	7%
Mixed	3%	2%	3%
Other	2%	1%	2%

Notes: Excludes 21% of FPNs where the ethnicity of the individual issued with the notice was unknown (22% for England and 14% for Wales).

### Headline figures for FPNs issued under the face coverings regulations, England<sup>4</sup>

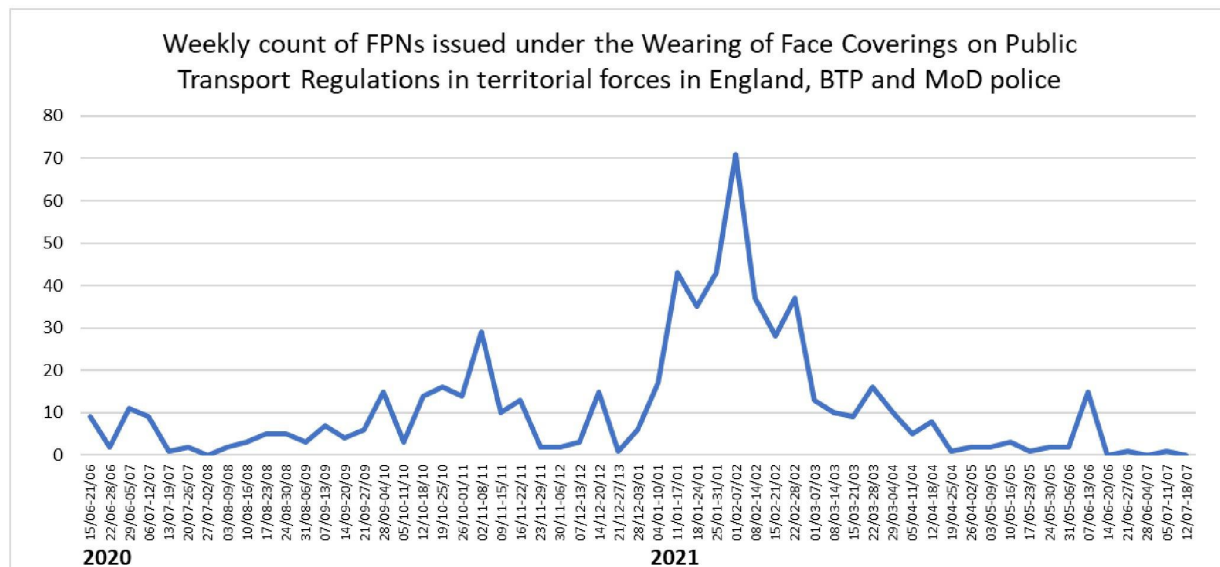
A total of 624 notices have been recorded as having been issued by police forces under the Wearing of Face Coverings on Public Transport Regulations between 15<sup>th</sup> June 2020 and 18<sup>th</sup> July 2021, and 3,123 notices have been issued under the Wearing of Face Coverings in a Relevant Place Regulations between 24<sup>th</sup> July 2020 and 18<sup>th</sup> July 2021. These regulations were revoked in England on 19th July.

Face covering legislation was later re-introduced in England. As of 30th November 2021 the Health Protection (Coronavirus, Wearing of Face Coverings) (England) Regulations 2021 came into effect, and then were revoked on 27th January 2022. As of 27th February 2022, a total of 9 notices have been recorded as having been issued under these regulations.

### Face coverings on public transport in England (including BTP and MoD) – Revoked on 19<sup>th</sup> July 2021

No FPNs have been issued under face coverings on public transport regulations since July 2021 after COVID restrictions regarding face coverings were eased on 19<sup>th</sup> July. A weekly count of FPNs issued under face coverings on public transport regulations has shown that in the month of July only 1 FPN was issued (with 624 notices issued between 15<sup>th</sup> June 2020 and 18<sup>th</sup> July 2021). The number of FPNs issued peaked at 71 FPNs in the first week of February 2021 following the introduction of restrictions in January 2021. As restrictions started to ease, the number of FPNs issued per week dropped, returning to levels seen prior to the tightening of restrictions. There was a small spike in June 2021 when 15 FPNs were issued between 7<sup>th</sup> and 13<sup>th</sup> June 2021, but levels quickly dropped again. In the last full week the restrictions were in place, no FPNs were issued under face coverings on public transport regulations (12<sup>th</sup> – 18<sup>th</sup> July 2021).

**Chart 2: FPNs issued under Face coverings on public transport regulations between 24<sup>th</sup> July 2020 and the last full week ending 18<sup>th</sup> July 2021**



Further breakdowns of FPNs issued under the Face coverings on public transport regulations are presented below.

- The vast majority of FPNs issued under this regulation type were issued to males (around 8 in 10).

<sup>4</sup> Including BTP for England and Wales and MoD

- Over half (57%) were issued to individuals aged between 18 and 29.
- Of the 470 records where ethnicity was provided, the majority (58%) were issued to individuals who self-identified as White, a lower proportion than other FPNs. This may reflect the use of public transport being more prevalent in metropolitan areas.
- BTP issued most of such FPNs to date (248 out of 624) for individuals not complying with the transport regulations, followed by the Metropolitan Police Service (242).
- Most FPNs issued under these regulations were for contravening the requirement to wear a face covering when on public transport (592 – Table 5).

**Table 5: Reasons for which FPNs has been issued under the wearing of face coverings on public transport regulations, between 15<sup>th</sup> June 2020 and 18<sup>th</sup> July 2021 in England**

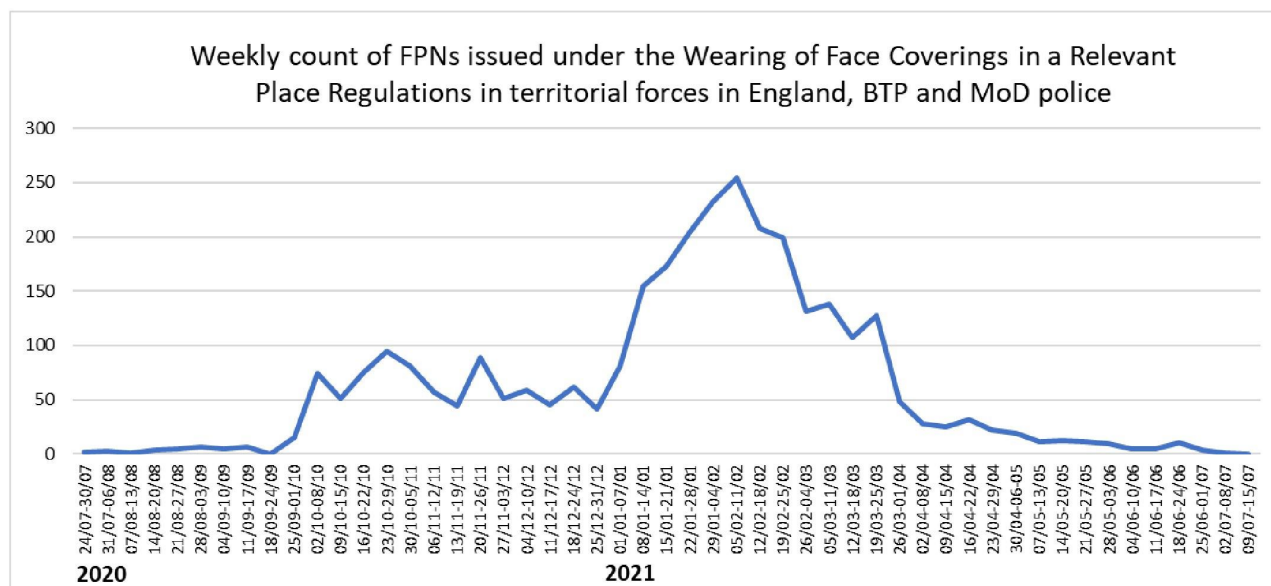
REASON FOR ISSUE	
Contravene requirement to wear a face covering when on public transport.	592
Obstruct person carrying out function under these regulations	9
Contravene direction given under these regulations	41
<b>TOTAL</b>	<b>642</b>

Note: a) The total in this table exceeds the headline measure of total FPNs issued as an FPN can be issued for more than one reason

#### **Face coverings in a relevant place in England (including BTP and MoD) – Revoked on 19<sup>th</sup> July**

No FPNs have been issued under face coverings in a relevant place regulations since July 2021 due to COVID restrictions being revoked on 19<sup>th</sup> July 2021. Between 24<sup>th</sup> July 2020 and 18<sup>th</sup> July 2021, 3,123 FPNs were issued under face coverings in a relevant place regulation. Very few FPNs were issued in the first couple of months that the regulations were in place (July to September). However, at the start of October the number of FPNs increased, with 74 FPNs issued between 2<sup>nd</sup> and 8<sup>th</sup> October 2020. The number of FPNs issued each week remained around this level before declining in late November 2020. The number of FPNs issued peaked following the tightening of restrictions in January 2021, with 254 FPNs being issued in the second week of February 2021. Since the easing of restrictions in March 2021 FPNs issued under face coverings in a relevant place regulations have declined. In the final month the regulation was in place (25<sup>th</sup> June – 18<sup>th</sup> July 2021) an average of 2 FPNs were issued a week.

**Chart 3: FPNs issued under Face coverings in a relevant place regulations between 24<sup>th</sup> July 2020 and the last full week ending 15<sup>th</sup> July 2021**



Note: 1 FPN was issued in the partial week of 16<sup>th</sup> – 18<sup>th</sup> July.

Further breakdowns of FPNs issued under face coverings in a relevant place regulations are presented below.

- The majority of FPNs issued under this regulation type were issued to males (75%).
- 43% of FPNs were issued to individuals aged between 18 and 29.
- Of the 2,608 records where ethnicity was provided, the majority (69%) were issued to individuals who self-identified as White.

**Table 6: Reasons for which FPNs has been issued under the wearing of face coverings in a relevant place regulations, between 24<sup>th</sup> July 2020 and 18<sup>th</sup> July 2021 in England**

REASON FOR ISSUE	
Enter / remain in relevant place in England without wearing a face covering	2,341
Contravene direction given to wear face covering within a relevant place (Direct that person to wear such a covering)	727
Contravene direction given to wear face covering within a relevant place (Direct that person to leave the relevant place)	117
Obstruct person carrying out function under regulations regarding face coverings	28
<b>TOTAL</b>	<b>3,213</b>

Note: a) The total in this table exceeds the headline measure of total FPNs issued as an FPN can be issued for more than one reason

### **Wearing of face coverings in England (including BTP and MoD) – Revoked on 27<sup>th</sup> January 2022**

Since 30<sup>th</sup> November 2021, when these regulations came into effect, a total of 9 notices have been issued:

- Of these, 8 were issued in December 2021 and 1 was issued in January 2022.
- One notice was issued for “Contravene requirement to wear a face covering when entering or remaining within a relevant place”, whilst the remaining were issued for “Contravene requirement to wear a face covering when on public transport”.
- To date, ACRO has only received these notices from three police forces. Six were issued by the British Transport Police, two issued by Greater Manchester and one by Merseyside.
- As the numbers are low for the new Wearing of Face Coverings regulations, it would not be appropriate to provide more detailed breakdowns.

### **Headline figures for FPNs issued under the International Travel Regulations, England**

A total of 831 notices have been recorded as having been issued by police forces under the International Travel regulations between 8<sup>th</sup> June 2020 and 27<sup>th</sup> February 2022, of which 1 FPN was issued since the previous statistical update on 19<sup>th</sup> December 2021<sup>5</sup>.

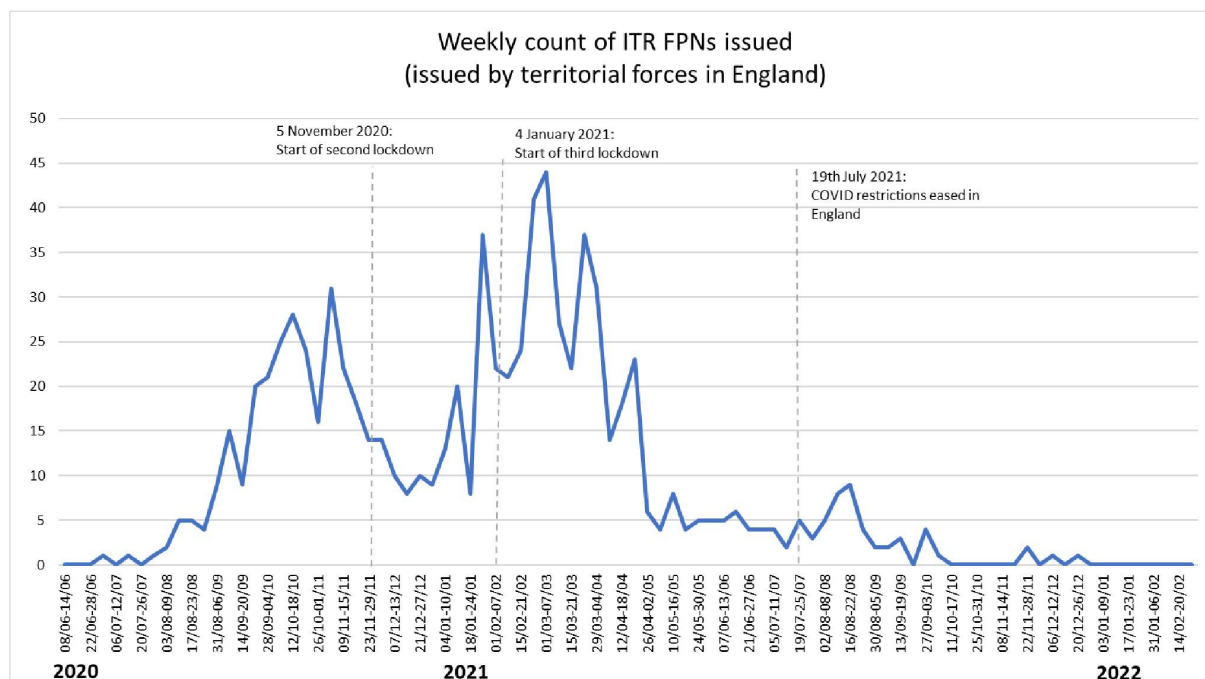
The number of FPNs issued was low in the first few months when the regulations were in place (June to August) but began to increase in September and October 2020. Following the introduction of the second national lockdown in November 2020, FPN numbers decreased rapidly reflecting the reduction in international travel. By December 2020, an average of 11 FPNs were issued per week (30<sup>th</sup> November – 27<sup>th</sup> December 2020). When the January restrictions were introduced in 2021 (which brought in stricter rules around isolating following travel abroad), the number of FPNs issued fluctuated with a peak of 44 FPNs during 1<sup>st</sup> - 7<sup>th</sup> March 2021. The number of FPNs issued each week saw a decline from the end of March 2021. During August and September 2021, regulations were relaxed and individuals were no longer required to quarantine if they were fully vaccinated and had a negative COVID test. A small number of FPNs (9) was issued between 16<sup>th</sup> and 22<sup>nd</sup> August 2021 which is likely to reflect an increase in international travel over the summer period. In the 6 weeks from 11<sup>th</sup> October to 21<sup>st</sup> November 2021 there were no FPNs issued, reflecting the testing requirements for fully vaccinated individuals being further reduced and the introduction of a shorter single red list of countries. However, in the month from 22<sup>nd</sup> November – 26<sup>th</sup> December 2021 a further 4 FPNs were issued as international travel rules were temporarily tightened again to control the spread of the Omicron variant. There have been no FPNs issued since 27<sup>th</sup> December 2021.

---

<sup>5</sup> [Update on the national police absence rate and Coronavirus FPNs issued by forces in England and Wales \(npcc.police.uk\)](https://npcc.police.uk)



**Chart 4: FPNs issued under International Travel regulations between 8<sup>th</sup> June 2020 and the last full week ending 27<sup>th</sup> February 2022**



Further breakdowns of FPNs issued under the International Travel regulations (England) are presented below.

- The majority (67%) of FPNs under this regulation were issued to males (Table 7).
- Almost half (48%) were issued to individuals under 35 (Table 8).
- Of the 666 records where ethnicity was provided, the majority (62%) were issued to individuals who self-identified as White; 22% were issued to Asian individuals, and 11% to Black individuals (Table 9).
- The Metropolitan Police Service issued the most FPNs to date (175 out of 831) for individuals not complying with the international travel regulations.
- Most FPNs issued under these regulations were for “Person arrives in England – fails to self-isolate” (698 – Table 10).

**Table 7: FPNs issued under International Travel Regulations, by gender, between 8<sup>th</sup> June 2020 and 27<sup>th</sup> February 2022 in England**

Gender	Percentage
Male	67%
Female	32%
Other	0.1%
Unknown	1%



**Table 8: FPNs issued under International Travel Regulations, by age group, between 8<sup>th</sup> June 2020 and 27<sup>th</sup> February 2022 in England**

Age	Percentage
18-24	21%
25-29	13%
30-34	14%
35-39	14%
40-44	12%
45-49	9%
50-54	7%
55-59	4%
60-64	3%
65+	3%
Unknown	0%

**Table 9: FPNs issued under International Travel Regulations, by self-defined ethnicity, between 8<sup>th</sup> June 2020 and 19<sup>th</sup> December 2021 in England**

Ethnicity	Percentage
White	62%
Asian (including Chinese)	22%
Black	11%
Mixed	1%
Other	3%

**Table 10: Reasons for which FPNs has been issued under the International Travel Regulations, between 8<sup>th</sup> June 2020 and 27<sup>th</sup> February 2022 in England**

REASON FOR ISSUE	TOTAL
Person arrives in England – Fails to self-isolate	698
Person arrives in England – Fails to travel directly to place of self-isolation	8
Person with custody/charge of child during period of self-isolation fails to ensure child self-isolates	4
Without reasonable excuse contravenes direction or instruction of authorised person enforcing requirement to self-isolate	19
Person arrives in England – fails to possess a testing package for themselves and any accompanying child age 5 or older	-
Person arrives in England – fails to obtain a testing package as soon as practicable	-
Adult responsible for child arriving in England – fails to obtain a testing package as soon as practicable	-

Contravene a requirement to undertake a test in accordance with their testing package	1
Contravene requirement [under para 3, sch B1A] to arrive in England through a designated port	-
Intentionally or recklessly provide false or misleading passenger information relating to red list travel	3
Contravene requirement relating to self-isolation according to the additional measures for red list travellers	15
Contravene a requirement made by an authorised person enforcing requirement to self-isolate according to the additional measures for red list travellers	2
Contravene a requirement to possess/produce a valid notification of a negative result from a qualifying test taken by that person (or a child aged 11 or over for whom that person has responsibility)	-
Wilfully obstructs a person carrying out a function in relation to Regulation 4	-
Contravene a requirement to provide/update passenger information where required	-
Wilfully obstructs a person carrying out a function in relation to Regulation 3	-
Intentionally or recklessly provide false or misleading passenger information, except where relating to arrivals from category 3 countries and territories [ie travel history in relation to a country/territory subject to additional measures]	-
Contravene a requirement to undertake a workforce test [reg 7]	-
Contravene a requirement on employers in relation to workforce test [Para 4, Sch 9]	-
Contravene a requirement relating to self-isolation according to the additional measures for arrivals from category 3 countries and territories [ie travellers from or through a country/territory subject to additional measures – known as “Schedule 11 Passengers”]	61
Contravene a requirement to possess a managed self-isolation package for themselves and any accompanying child	-
Wilfully obstructs a person carrying out a function relating to Regulation 11(3) regarding additional measures for arrivals from category 3 countries and territories a country/territory subject to additional measures – known as “Schedule 11 Passengers”]	-

Contravene requirement relating to self-isolation , except where relating to arrivals from category 3 countries and territories [ie travel history in relation to a country/territory subject to additional measures – known as “Schedule 11 Passengers”]	6
Contravene a direction given by an authorised person enforcing a requirement to self-isolate, except where relating to arrivals from category 3 countries and territories [ie travel history in relation to a country/territory subject to additional measures – known as “Schedule 11 Passengers”]	7
Wilfully obstructs a person carrying out a function relating to Regulations 9 or 11 (except Regulation 11(3)).	1
Intentionally or recklessly provide false or misleading passenger information relating to a person’s travel history in relation to a category 3 country	1
Contravene a requirement to provide evidence of a testing package when requested by an immigration officer or constable [reg 6(11)]	-
Wilfully obstructs a person carrying out a function relating to Regulation (other than those outlined above).	-
Contravene requirement [under paragraph 3 of sch 11] to arrive in England through a designated port	-
Contravene a direction given by an authorised person enforcing a requirement to self-isolate according to the additional measures for arrivals from category 3 countries and territories	5
<b>TOTAL</b>	<b>831</b>

Note: a) The total in this table exceeds the headline measure of total FPNs issued as an FPN can be issued for more than one reason

### Understanding the data

These data cover the number of FPNs issued under COVID-19 regulations which came into effect from 27th March 2020.

Data presented in this release represent the number of FPNs issued. While the vast majority of FPNs relate to a single individual, some people have been issued with an FPN more than once. An FPN can be issued for more than one reason.

Figures on the number of FPNs issued should not be seen as a measure of the amount of police activity involved in policing the new measures, or the level of public non-compliance, since fines are issued as a last resort after initial attempts to engage with the public to explain and encourage compliance with the new regulations have not been successful.

Owing to the time taken to process FPNs, figures presented here are likely to underestimate the volume of FPNs issued each day and will be updated with each release as new data are received, although the rate of increase in revised data has slowed significantly.

The nature of the administrative process involved in issuing an FPN is such that there is sometimes missing data or discrepancies when data are returned. For example, as ethnicity is self-defining this is not always completed, and the level of missing data needs to be considered when interpreting such figures.

Force level figures are presented for England in Annex A and Wales in Annex B. However, caution should be taken when making comparisons between forces as variation in is likely to reflect a range of factors including how the force has decided to police non-compliance as well as differences in local context (e.g. composition and density of the local population).

## ANNEX A - Fixed Penalty Notices (FPNs) issued in England under emergency health regulations, 27<sup>th</sup> March 2020 to 27<sup>th</sup> February 2022

Note: Nil does not necessarily mean nil FPNs issued, but nil processed by ACRO at the time of the snapshot. Please confirm with forces directly if questions arise and check future publications where appropriate as numbers will be updated.

Force	No.1, No.2 and local lockdown regs	Local COVID-19 alert levels	Hold a gathering of more than 30 people	No.4 regs (national lockdown)	All tiers	Steps	Face coverings regulations (public transport & relevant place)	International travel regulations	Business regulations	Self-Isolation Regulations	Total number issued to date including local lockdowns (27 <sup>th</sup> March 2020 to 27 <sup>th</sup> February 2022)
Avon & Somerset	375	40	6	136	1445	109	8	14	24	4	<b>2,161</b>
Bedfordshire	281	2	2	21	577	24	59	8	7	3	<b>984</b>
British Transport	324	1	-	14	514	1	349	7	1	1	<b>1,212</b>
Cambridgeshire	138	25	5	65	610	41	33	17	13	4	<b>951</b>
Cheshire	203	67	-	151	1192	67	8	20	12	4	<b>1,724</b>
City of London	73	-	1	9	232	53	1	-	2	-	<b>371</b>
Cleveland	300	-	2	14	182	6	-	2	-	-	<b>506</b>
Cumbria	737	13	-	137	705	26	16	8	12	5	<b>1,659</b>
Derbyshire	255	5	3	21	1637	102	56	12	12	4	<b>2,107</b>
Devon & Cornwall	1007	47	2	154	1366	77	11	11	5	1	<b>2,681</b>
Dorset	851	29	1	124	608	15	2	7	6	-	<b>1,643</b>
Durham	198	-	2	43	803	25	5	6	8	-	<b>1,090</b>
Essex	273	96	7	83	885	96	25	17	17	4	<b>1,503</b>
Gloucestershire	233	4	3	29	374	35	2	6	2	-	<b>688</b>
Greater Manchester	801	388	20	688	2955	244	75	70	51	4	<b>5,296</b>
Hampshire	254	107	-	122	2069	76	31	13	36	6	<b>2,714</b>
Hertfordshire	274	10	6	48	619	116	33	14	8	5	<b>1,133</b>

Humberside	145	6	1	35	450	9	3	3	3	2	657
Kent	128	3	2	114	2076	165	25	25	21	7	2,566
Lancashire	856	101	11	339	3053	129	73	58	28	12	4,660
Leicestershire	417	10	29	120	2287	161	13	16	11	9	3,073
Lincolnshire	237	2	3	88	578	23	32	13	5	2	983
Merseyside	616	145	30	492	4967	254	748	31	114	13	7,410
Metropolitan	1149	20	113	484	14241	789	611	175	235	12	17,829
Ministry of Defence	37	-	-	-	77	-	-	-	-	-	114
Norfolk	407	5	2	35	1367	45	6	2	2	4	1,875
North Yorkshire	1150	4	-	287	2384	158	8	9	8	3	4,011
Northamptonshire	373	16	9	234	1935	141	544	33	9	2	3,296
Northumbria	799	1289	1	990	3311	377	146	13	-	6	6,932
Nottinghamshire	204	159	21	365	2060	246	14	15	11	7	3,102
South Yorkshire	376	31	11	384	2493	279	50	44	-	14	3,682
Staffordshire	43	15	1	206	1536	72	28	7	9	11	1,928
Suffolk	265	1	-	39	762	23	6	8	5	4	1,113
Surrey	506	-	1	19	1218	42	11	13	4	5	1,819
Sussex	875	1	2	15	1324	74	9	16	15	2	2,333
Thames Valley	774	55	6	99	1757	165	21	48	16	3	2,944
Warwickshire	102	92	5	209	801	73	31	3	22	6	1,344
West Mercia	239	61	2	208	1774	22	341	9	19	-	2,675
West Midlands	407	22	24	331	2449	268	293	28	93	4	3,919
West Yorkshire	777	51	39	203	3575	368	12	26	30	7	5,088
Wiltshire	186	2	1	13	534	23	8	4	1	4	776
<b>Total</b>	<b>17645</b>	<b>2925</b>	<b>374</b>	<b>7168</b>	<b>73782</b>	<b>5019</b>	<b>3747</b>	<b>831</b>	<b>877</b>	<b>184</b>	<b>112,552</b>

**ANNEX B - Fixed Penalty Notices (FPNs) issued in Wales under emergency health regulations, 27<sup>th</sup> March 2020 to 27<sup>th</sup> February 2022**

Force	No.1 regs	No.2 regs	No.3 regs	No.4 regs	No.5 regs	Hold a gathering of more than 30 people	ITR	Total
British Transport	24	-	-	1	190	-	-	215
Dyfed-Powys	1,729	4	43	14	369	-	1	2,160
Gwent	132	20	97	69	933	-	3	1,254
North Wales	475	104	23	57	2,368	3	-	3,030
South Wales	305	48	120	521	4,379	-	33	5,406
<b>Total</b>	<b>2,665</b>	<b>176</b>	<b>283</b>	<b>662</b>	<b>8,239</b>	<b>3</b>	<b>37</b>	<b>12,065</b>



## ANNEX C - Payments, contest and non-compliance

### England

#### ***No.1 Regulations (up to 3<sup>rd</sup> July 2020)***

#### **Enforcement notices issued by force in England for No.1 regulations**

<b>Force</b>	<b>Total FPNs issued</b>	<b>Payment Received</b>	<b>Contested</b>	<b>Non-compliant exceeded 28 days</b>
Avon & Somerset	<b>351</b>	147	7	197
Bedfordshire	<b>281</b>	144	4	133
British Transport	<b>324</b>	135	10	179
Cambridgeshire	<b>133</b>	77	2	54
Cheshire	<b>197</b>	82	3	112
City of London	<b>67</b>	39	1	27
Cleveland	<b>300</b>	75	10	215
Cumbria	<b>723</b>	476	15	232
Derbyshire	<b>251</b>	126	2	123
Devon & Cornwall	<b>1,006</b>	596	17	393
Dorset	<b>844</b>	625	7	212
Durham	<b>178</b>	61	2	115
Essex	<b>238</b>	138	3	97
Gloucestershire	<b>232</b>	134	3	95
Greater Manchester	<b>314</b>	154	6	154
Hampshire	<b>248</b>	96	6	146
Hertfordshire	<b>272</b>	128	8	136
Humberside	<b>141</b>	52	3	86
Kent	<b>126</b>	50	3	73
Lancashire	<b>787</b>	297	14	476
Leicestershire	<b>369</b>	157	7	205
Lincolnshire	<b>236</b>	87	3	146
Merseyside	<b>486</b>	179	11	296
Metropolitan	<b>1,096</b>	508	21	567
Ministry of Defence	<b>37</b>	24	-	13
Norfolk	<b>401</b>	156	5	240
North Yorkshire	<b>1,150</b>	659	16	475
Northamptonshire	<b>370</b>	154	7	209
Northumbria	<b>277</b>	80	8	189
Nottinghamshire	<b>182</b>	76	3	103
South Yorkshire	<b>376</b>	150	3	223
Staffordshire	<b>43</b>	15	-	28
Suffolk	<b>262</b>	106	6	150
Surrey	<b>504</b>	302	10	192

Sussex	874	509	12	353
Thames Valley	746	405	7	334
Warwickshire	60	27	1	32
West Mercia	168	89	2	77
West Midlands	367	134	1	232
West Yorkshire	744	232	18	494
Wiltshire	186	71	6	109
<b>TOTAL</b>	<b>15,947</b>	<b>7,752</b>	<b>273</b>	<b>7,922</b>

Across all forces in England, 49% of FPNs issued under No.1 Regulations were paid within the 28-day period.

***No.2 Regulations as amended (between 4<sup>th</sup> July 2020 and 13<sup>th</sup> October 2020)***

**Enforcement notices issued by force in England for No.2 regulations**

Force	Total FPNs issued	Payment Received	Contested	Non-compliant exceeded 28 days
Avon and Somerset	24	12	1	11
Cambridgeshire	5	3	-	2
Cheshire	4	3	-	1
City of London	6	4	-	2
Cumbria	12	6	-	6
Derbyshire	4	4	-	-
Devon and Cornwall	1	-	-	1
Dorset	7	6	-	1
Durham	1	1	-	-
Essex	35	30	-	5
Gloucestershire	1	1	-	-
Greater Manchester	92	66	4	22
Hampshire	6	3	-	3
Hertfordshire	2	1	-	1
Humberside	4	3	-	1
Kent	2	1	1	-
Lancashire	14	10	2	2
Leicestershire	5	4	-	1
Lincolnshire	1	1	-	-
Merseyside	48	26	2	20
Metropolitan	53	41	4	8
Norfolk	5	2	1	2
Northamptonshire	3	2	1	-
Northumbria	50	28	3	19
Nottinghamshire	13	12	-	1
Suffolk	3	1	-	2

Surrey	2	2	-	-
Sussex	1	1	-	-
Thames Valley	28	28	-	-
Warwickshire	42	39	-	3
West Mercia	70	60	1	9
West Midlands	26	22	-	4
West Yorkshire	13	7	1	5
<b>TOTAL</b>	<b>583</b>	<b>430</b>	<b>21</b>	<b>132</b>

Across all forces in England, 74% of FPNs issued under No.2 Regulations were paid within the 28-day period.

***Local lockdowns (between 4th July 2020 and 13th October 2020)***

**Enforcement notices issued by force in England for local lockdowns**

Force	Total FPNs issued	Payment Received	Contested	Non-compliant exceeded 28 days
Cheshire	2	1	-	1
Cumbria	2	-	-	2
Durham	19	16	-	3
Greater Manchester	395	251	15	129
Lancashire	55	36	2	17
Leicestershire	43	31	1	11
Merseyside	82	45	1	36
Norfolk	1	1	-	-
Northumbria	472	326	11	135
Nottinghamshire	9	9	-	-
West Mercia	1	1	-	-
West Midlands	14	12	-	2
West Yorkshire	20	11	2	7
<b>TOTAL</b>	<b>1,115</b>	<b>740</b>	<b>32</b>	<b>343</b>

Across all forces in England, 66% of FPNs issued under Local Lockdown Regulations were paid within the 28-day period.

***Holding a gathering of more than 30 people (between 28<sup>th</sup> August 2020 and 18<sup>th</sup> July 2021)***

**Enforcement notices issued by force in England for Holding a gathering of more than 30 people**

Force	Total FPNs issued	Payment Received	Contested	Non-compliant exceeded 28 days
Avon and Somerset	6	-	2	4
Bedfordshire	2	-	-	2
Cambridgeshire	5	-	4	1
City of London	1	-	-	1
Cleveland	2	-	1	1
Derbyshire	3	-	1	2

Devon & Cornwall	2	-	1	1
Dorset	1	-	-	1
Durham	2	-	1	1
Essex	7	1	2	4
Gloucestershire	3	-	2	1
Greater Manchester	20	1	8	11
Hertfordshire	6	-	1	5
Humberside	1	-	-	1
Kent	2	-	2	-
Lancashire	11	-	6	5
Leicestershire	29	1	10	18
Lincolnshire	3	-	1	2
Merseyside	30	-	17	13
Metropolitan	113	12	29	72
Norfolk	2	-	1	1
Northamptonshire	9	-	6	3
Northumbria	1	-	-	1
Nottinghamshire	21	1	8	12
South Yorkshire	11	1	3	7
Staffordshire	1	-	-	1
Surrey	1	-	-	1
Sussex	2	-	1	1
Thames Valley	6	-	4	2
Warwickshire	5	-	3	2
West Mercia	2	-	-	2
West Midlands	24	1	8	15
West Yorkshire	39	3	12	24
Wiltshire	1	-	1	-
<b>TOTAL</b>	<b>374</b>	<b>21</b>	<b>135</b>	<b>218</b>

Note: These enforcement notices are separate from individuals issued a notice from *participating* in a gathering of more than 30, which holds a lesser fine amount.

Across all forces in England, 6% of FPNs issued for Holding a Gathering of more than 30 people were paid within the 28-day period.

**Local COVID-19 Alert Levels (between 14th October 2020 and 4th November 2020)**

**Enforcement notices issued by force in England for Local COVID-19 alert levels regulations**

Force	Total FPNs issued	Payment Received	Contested	Non-compliant exceeded 28 days
Avon & Somerset	40	29	-	11
Bedfordshire	2	1	-	1
British Transport	1	-	-	1

Cambridgeshire	25	24	-	1
Cheshire	67	21	3	43
Cumbria	13	7	-	6
Derbyshire	5	1	1	3
Devon & Cornwall	47	37	-	10
Dorset	29	21	-	8
Essex	96	55	3	38
Gloucestershire	4	4	-	-
Greater Manchester	388	230	17	141
Hampshire	107	89	1	17
Hertfordshire	10	9	-	1
Humberside	6	2	-	4
Kent	3	2	-	1
Lancashire	101	67	4	30
Leicestershire	10	6	-	4
Lincolnshire	2	-	-	2
Merseyside	145	88	7	50
Metropolitan	20	11	4	5
Norfolk	5	4	1	-
North Yorkshire	4	2	-	2
Northamptonshire	16	13	-	3
Northumbria	1,289	956	28	305
Nottinghamshire	159	137	4	18
South Yorkshire	31	17	-	14
Staffordshire	15	11	1	3
Suffolk	1	-	-	1
Sussex	1	1	-	-
Thames Valley	55	50	1	4
Warwickshire	92	73	4	15
West Mercia	61	42	4	15
West Midlands	22	11	2	9
West Yorkshire	51	26	5	20
Wiltshire	2	2	-	-
<b>TOTAL</b>	<b>2,925</b>	<b>2,049</b>	<b>90</b>	<b>786</b>

Across all forces in England, 70% of FPNs issued under Local COVID-19 Alert Levels were paid within the 28-day period.

**No.4 Regulations (between 5<sup>th</sup> November 2020 and 1<sup>st</sup> December 2020)**  
**Enforcement notices issued by force in England for No.4 regulations**

Force	Total FPNs issued	Payment Received	Contested	Non-compliant exceeded 28 days
Avon and Somerset	136	51	7	78
Bedfordshire	21	15	1	5
British Transport	14	4	-	10
Cambridgeshire	65	48	1	16
Cheshire	151	92	4	55
City of London	9	5	-	4
Cleveland	14	2	-	12
Cumbria	137	80	6	51
Derbyshire	21	8	1	12
Devon & Cornwall	154	117	2	35
Dorset	124	76	7	41
Durham	43	19	1	23
Essex	83	43	8	32
Gloucestershire	29	13	2	14
Greater Manchester	688	432	16	240
Hampshire	122	91	3	28
Hertfordshire	48	34	1	13
Humberside	35	14	1	20
Kent	114	50	2	62
Lancashire	339	205	2	132
Leicestershire	120	79	-	41
Lincolnshire	88	44	2	42
Merseyside	492	222	13	257
Metropolitan	484	244	40	200
Norfolk	35	17	4	14
North Yorkshire	287	149	7	131
Northamptonshire	234	137	9	88
Northumbria	990	611	19	360
Nottinghamshire	365	257	9	99
South Yorkshire	384	215	2	167
Staffordshire	206	124	4	78
Suffolk	39	13	1	25
Surrey	19	14	-	5
Sussex	15	7	2	6
Thames Valley	99	56	3	40
Warwickshire	209	167	3	39
West Mercia	208	117	10	81



West Midlands	<b>331</b>	178	8	145
West Yorkshire	<b>203</b>	100	2	101
Wiltshire	<b>13</b>	3	-	10
<b>TOTAL</b>	<b>7,168</b>	<b>4,153</b>	<b>203</b>	<b>2,812</b>

Across all forces in England, 58% of FPNs issued No.4 Regulations were paid within the 28-day period.

***All tiers (between 2<sup>nd</sup> December 2020 and 28<sup>th</sup> March 2021)***

**Enforcement notices issued by force in England for All Tier regulations**

Force	Total FPNs issued	Payment Received	Contested	Non-compliant exceeded 28 days
Avon and Somerset	<b>1,445</b>	886	22	537
Bedfordshire	<b>577</b>	321	9	247
British Transport	<b>513</b>	210	11	292
Cambridgeshire	<b>610</b>	320	12	278
Cheshire	<b>1,191</b>	683	19	489
City of London	<b>232</b>	127	3	102
Cleveland	<b>182</b>	76	2	104
Cumbria	<b>705</b>	416	11	278
Derbyshire	<b>1,637</b>	915	19	703
Devon and Cornwall	<b>1,366</b>	919	35	412
Dorset	<b>608</b>	383	8	217
Durham	<b>803</b>	450	15	338
Essex	<b>885</b>	502	21	362
Gloucestershire	<b>374</b>	207	3	164
Greater Manchester	<b>2,955</b>	1,860	51	1,044
Hampshire	<b>2,069</b>	1,343	32	694
Hertfordshire	<b>619</b>	328	7	284
Humberside	<b>450</b>	211	4	235
Kent	<b>2,076</b>	1,067	48	961
Lancashire	<b>3,053</b>	1,670	56	1,327
Leicestershire	<b>2,287</b>	1,363	27	897
Lincolnshire	<b>578</b>	304	5	269
Merseyside	<b>4,967</b>	2,355	100	2,512
Metropolitan	<b>14,235</b>	8,092	291	5,852
Ministry of Defence	<b>77</b>	49	5	23
Norfolk	<b>1,367</b>	787	25	555
North Yorkshire	<b>2,384</b>	1,490	39	855
Northamptonshire	<b>1,935</b>	1,093	26	816
Northumbria	<b>3,310</b>	1,766	41	1,503
Nottinghamshire	<b>2,060</b>	1,216	22	822



South Yorkshire	<b>2,493</b>	1,429	30	1,034
Staffordshire	<b>1,535</b>	938	14	583
Suffolk	<b>762</b>	398	20	344
Surrey	<b>1,218</b>	798	26	394
Sussex	<b>1,324</b>	872	21	431
Thames Valley	<b>1,757</b>	1,084	23	650
Warwickshire	<b>801</b>	552	11	238
West Mercia	<b>1,774</b>	1,085	37	652
West Midlands	<b>2,449</b>	1,207	39	1,203
West Yorkshire	<b>3,574</b>	1,800	47	1,727
Wiltshire	<b>534</b>	294	5	235
<b>TOTAL</b>	<b>73,771</b>	<b>41,866</b>	<b>1,242</b>	<b>30,663</b>

Note: Does not include 11 FPNs with payment period outstanding.

Across all forces in England, 57% of FPNs issued under All Tiers Regulations were paid within the 28-day period.

***Steps (between 29<sup>th</sup> March 2021 and 18<sup>th</sup> July 2021)***

**Enforcement notices issued by force in England for Steps regulations**

Force	Total FPNs issued	Payment Received	Contested	Non-compliant exceeded 28 days
Avon and Somerset	<b>109</b>	74	-	35
Bedfordshire	<b>24</b>	12	-	12
British Transport	<b>1</b>	1	-	-
Cambridgeshire	<b>41</b>	20	3	18
Cheshire	<b>67</b>	40	-	27
City of London	<b>53</b>	37	2	14
Cleveland	<b>6</b>	1	2	3
Cumbria	<b>26</b>	17	-	9
Derbyshire	<b>102</b>	55	1	46
Devon and Cornwall	<b>77</b>	62	2	13
Dorset	<b>15</b>	10	-	5
Durham	<b>25</b>	10	-	15
Essex	<b>96</b>	43	2	51
Gloucestershire	<b>35</b>	27	-	8
Greater Manchester	<b>244</b>	147	2	95
Hampshire	<b>76</b>	57	-	19
Hertfordshire	<b>116</b>	65	6	45
Humberside	<b>9</b>	2	-	7
Kent	<b>165</b>	87	2	76
Lancashire	<b>129</b>	80	2	47
Leicestershire	<b>161</b>	76	7	78

Lincolnshire	23	10	-	13
Merseyside	254	137	10	107
Metropolitan	789	542	17	230
Norfolk	45	28	1	16
North Yorkshire	158	81	2	75
Northamptonshire	141	94	-	47
Northumbria	377	218	10	149
Nottinghamshire	246	156	5	85
South Yorkshire	279	174	1	104
Staffordshire	72	53	-	19
Suffolk	23	11	-	12
Surrey	42	29	1	12
Sussex	74	52	4	18
Thames Valley	165	135	2	28
Warwickshire	73	46	-	27
West Mercia	22	13	-	9
West Midlands	268	145	7	116
West Yorkshire	368	211	1	156
Wiltshire	23	16	-	7
<b>TOTAL</b>	<b>5,019</b>	<b>3,074</b>	<b>92</b>	<b>1,853</b>

Across all forces in England, 61% of FPNs issued under Steps Regulations were paid within the 28-day period.

### ***International Travel Regulations***

#### **Enforcement notices issued by force in England under International Travel Regulations**

Force	Total FPNs issued	Payment Received	Contested	Noncompliant exceeded 28 days
Avon & Somerset	14	4	6	4
Bedfordshire	8	-	2	6
British Transport	7	-	2	5
Cambridgeshire	17	5	4	8
Cheshire	20	7	8	5
Cleveland	2	1	-	1
Cumbria	8	2	4	2
Derbyshire	12	3	1	8
Devon & Cornwall	11	4	7	-
Dorset	7	2	-	5
Durham	6	1	1	4
Essex	17	9	2	6
Gloucestershire	6	2	2	2

Greater Manchester	70	30	20	20
Hampshire	13	6	2	5
Hertfordshire	14	6	5	3
Humberside	3	1	2	-
Kent	25	13	3	9
Lancashire	58	29	10	19
Leicestershire	16	6	3	7
Lincolnshire	13	5	1	7
Merseyside	31	13	4	14
Metropolitan	175	53	33	89
Norfolk	2	-	1	1
North Yorkshire	9	2	1	6
Northamptonshire	33	13	9	11
Northumbria	13	7	4	2
Nottinghamshire	15	10	-	5
South Yorkshire	44	11	8	25
Staffordshire	7	3	-	4
Suffolk	8	6	-	2
Surrey	13	7	4	2
Sussex	16	6	4	6
Thames Valley	48	21	8	19
Warwickshire	3	2	-	1
West Mercia	9	6	2	1
West Midlands	28	5	8	15
West Yorkshire	26	11	5	10
Wiltshire	4	-	-	4
<b>TOTAL</b>	<b>831</b>	<b>312</b>	<b>176</b>	<b>343</b>

Across all forces in England, 38% of FPNs issued under International Travel Regulations were paid within the 28-day period.

#### ***Face coverings on Public Transport***

##### **Enforcement notices issued by force in England under Face coverings on public transport regulations**

Force	Total FPNs issued	Payment Received	Contested	Non-compliant exceeded 28 days
BTP (England)	242	102	10	130
BTP (Wales)	6	6	-	-
Cambridgeshire	6	3	-	3
Cumbria	2	-	-	2
Greater Manchester	23	5	2	16
Hampshire	1	-	-	1

Hertfordshire	1	1	-	-
Lancashire	3	1	1	1
Merseyside	23	7	1	15
Metropolitan	242	138	8	96
Norfolk	2	-	-	2
Northamptonshire	42	26	-	16
Northumbria	9	4	2	3
Nottinghamshire	1	-	-	1
Staffordshire	1	-	-	1
Sussex	3	3	-	-
Thames Valley	1	1	-	-
West Mercia	5	4	1	-
West Midlands	11	9	-	2
<b>TOTAL</b>	<b>624</b>	<b>310</b>	<b>25</b>	<b>289</b>

Across all force areas, 50% of FPNs issued under Face coverings on public transport Regulations were paid within the 28-day period.

***Face coverings in a relevant place***

**Enforcement notices issued by force in England under Face coverings in a relevant place regulations**

Force issued Payment	Total FPNs issued	Received	Contested	Non-compliant exceeded 28 days
Avon & Somerset	8	4	-	4
Bedfordshire	59	25	3	31
BTP (England)	101	40	3	58
Cambridgeshire	27	19	2	6
Cheshire	8	3	-	5
City of London	1	-	-	1
Cumbria	14	7	-	7
Derbyshire	56	27	1	28
Devon & Cornwall	11	6	1	4
Dorset	2	-	-	2
Durham	5	-	2	3
Essex	25	14	2	9
Gloucestershire	2	2	-	-
Greater Manchester	52	22	8	22
Hampshire	30	22	3	5
Hertfordshire	32	11	2	19
Humberside	3	1	-	2
Kent	25	12	2	11
Lancashire	70	32	8	30

Leicestershire	13	6	1	6
Lincolnshire	32	16	-	16
Merseyside	725	239	58	428
Metropolitan	369	219	22	128
Norfolk	4	1	-	3
North Yorkshire	8	1	1	6
Northamptonshire	502	325	15	162
Northumbria	137	57	7	73
Nottinghamshire	13	9	-	4
South Yorkshire	50	25	5	20
Staffordshire	27	17	-	10
Suffolk	6	2	2	2
Surrey	11	6	2	3
Sussex	6	3	-	3
Thames Valley	20	13	1	6
Warwickshire	31	17	2	12
West Mercia	336	154	39	143
West Midlands	282	145	15	122
West Yorkshire	12	5	1	6
Wiltshire	8	3	1	4
<b>TOTAL</b>	<b>3,123</b>	<b>1,510</b>	<b>209</b>	<b>1,404</b>

Across all force areas in England, 48% of FPNs issued under Face coverings in a relevant place Regulations were paid within the 28-day period.

***Wearing of Face coverings – Newly introduced following the emergence of the Omicron Variant***

To date, two FPNs issued under Wearing of Face covering regulation have been paid, and the other 7 have remained unpaid. None have been contested.

## Wales

### **No.1 Regulations (up to 10<sup>th</sup> July 2020)**

#### **Enforcement notices issued by force in Wales under No.1 regulations**

Force	Total FPNs issued	Payment Received	Contested	Non-compliant exceeded 28 days
British Transport	24	7	-	17
Dyfed-Powys	1,729	1,177	19	533
Gwent	132	67	1	64
North Wales	475	334	11	130
South Wales	305	145	3	157
<b>TOTAL</b>	<b>2,665</b>	<b>1,730</b>	<b>34</b>	<b>901</b>

Across all forces in Wales, 65% of FPNs issued under No.1 Regulations were paid within the 28-day period.

### **No.2 Regulations (between 11<sup>th</sup> July 2020 and 22<sup>nd</sup> October 2020)**

#### **Enforcement notices issued by force in Wales under No.2 regulations**

Force	Total FPNs issued	Payment Received	Contested	Non-compliant exceeded 28 days
Dyfed-Powys	4	4	-	-
Gwent	20	7	1	12
North Wales	104	74	5	25
South Wales	48	34	-	14
<b>TOTAL</b>	<b>176</b>	<b>119</b>	<b>6</b>	<b>51</b>

Across all forces in Wales, 68% of FPNs issued under No.2 Regulations were paid within the 28-day period.

### **No.3 Regulations (between 23<sup>rd</sup> October 2020 and 8<sup>th</sup> November 2020)**

#### **Enforcement notices issued by force in Wales under Face coverings on public transport regulations**

Force	Total FPNs issued	Payment Received	Contested	Non-compliant exceeded 28 days
Dyfed-Powys	43	24	-	19
Gwent	97	54	1	42
North Wales	23	14	-	9
South Wales	120	90	2	28
<b>TOTAL</b>	<b>283</b>	<b>182</b>	<b>3</b>	<b>98</b>

Across all forces in Wales, 64% of FPNs issued under No.3 Regulations were paid within the 28-day period.

### **No.4 Regulations (between 9<sup>th</sup> November 2020 and 19<sup>th</sup> December 2020)**

#### **Enforcement notices issued by force in Wales under No.4 regulations**

Force	Total FPNs issued	Payment Received	Contested	Non-compliant exceeded 28 days
British Transport	1	-	-	1
Dyfed-Powys	14	13	-	1
Gwent	69	49	-	20
North Wales	57	40	1	16

South Wales	<b>521</b>	411	5	105
<b>TOTAL</b>	<b>662</b>	<b>513</b>	<b>6</b>	<b>143</b>

Across all forces in Wales, 77% of FPNs issued under No.4 Regulations were paid within the 28-day period.

***No.5 Regulations (from 20<sup>th</sup> December 2020 onwards)***

**Enforcement notices issued by force in Wales under No.4 regulations**

Force	Total FPNs issued	Payment Received	Contested	Noncompliant exceeded 28 days
British Transport	<b>188</b>	90	-	98
Dyfed-Powys	<b>369</b>	268	3	98
Gwent	<b>933</b>	481	5	447
North Wales	<b>2,368</b>	1,543	22	803
South Wales	<b>4,378</b>	2,896	24	1,458
<b>TOTAL</b>	<b>8,236</b>	<b>5,278</b>	<b>54</b>	<b>2,904</b>

Note: Does not include 3 FPNs still within payment period

Across all forces in Wales, 64% of FPNs issued under No.5 Regulations were paid within the 28-day period.