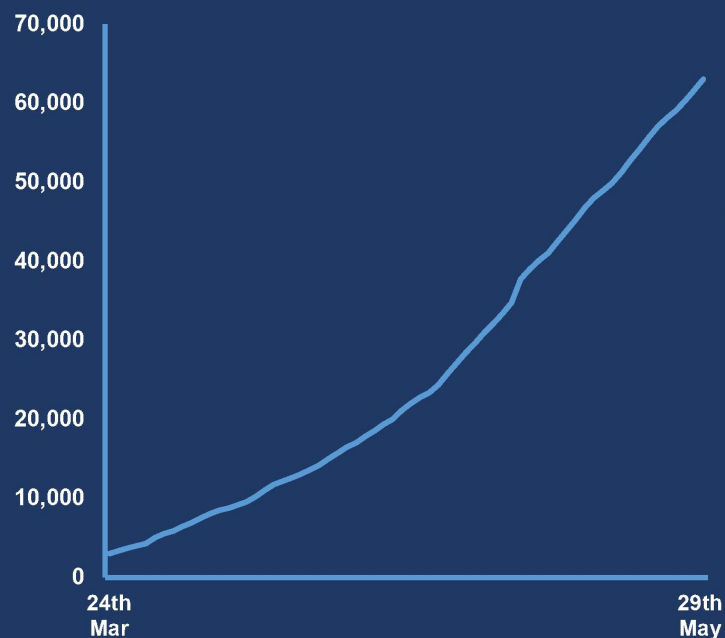
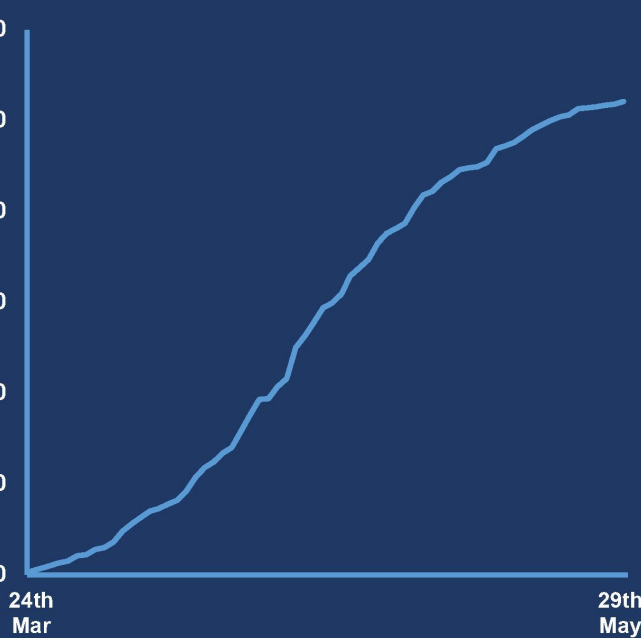


# Summary of Covid-19 in Northern Ireland

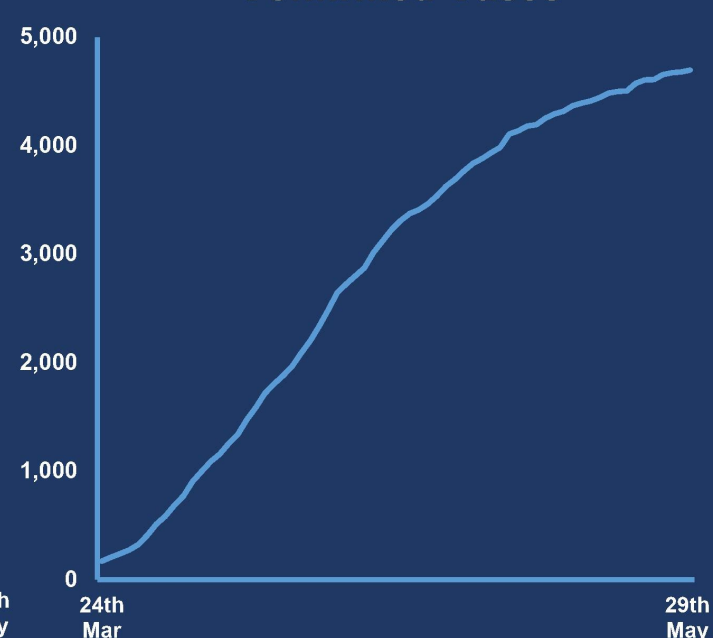
Number of Tests



Number of Deaths



Number of Confirmed Cases



As at  
29/05/20

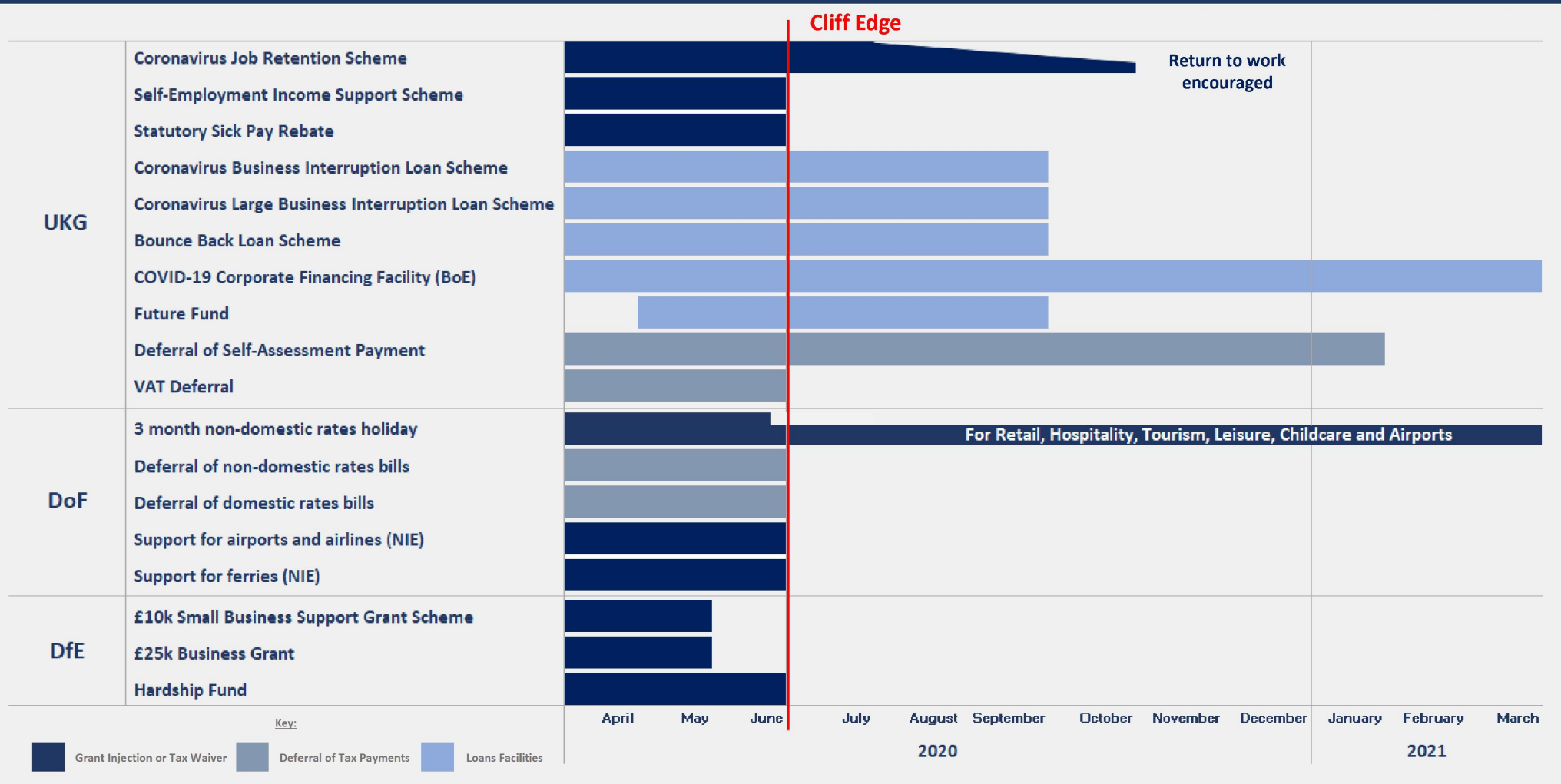
Source: DoH

**63,043**  
Tests

**521**  
Deaths

**4,696**  
Confirmed Cases

# Insight: Support Packages Timeline



# Insight: Latest Labour Market Statistics

## Claimant Count

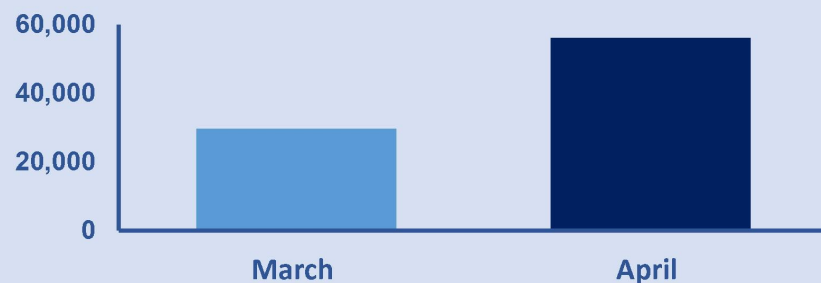
The number of people on the NI claimant count increased by

**89%**

to

**56,200**

Over the month to April 2020



## Redundancies

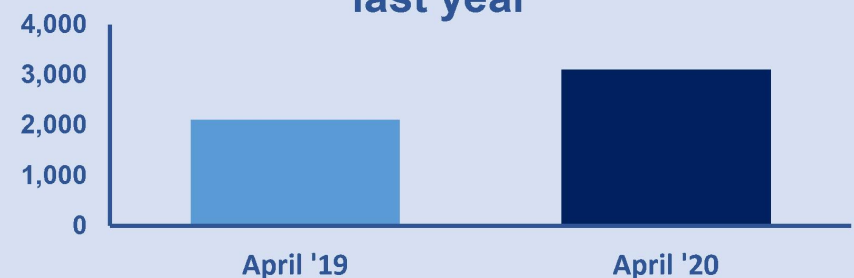
The number confirmed redundancies increased by

**47%**

to

**3,108**

Compared to the same month last year



# Insight: Latest Position on Key Indices

Variable	Current Assessment	Trend Analysis
Footfall	The number of people entering Belfast city centre since the middle of March has fallen drastically but is now beginning to gradually rise again. For the week beginning the 18th May compared to the previous week, footfall has risen by 2%. When we compare daily figures to the same period in the previous year, on average footfall in Belfast is down by 85%.	
Vacancies	The latest data collected suggests that job postings in NI for May have fallen by 65% compared to the same period in March. While the majority of sectors have seen a similar decline in postings compared to previous months, some sectors have experienced an increase in demand for workers (e.g. Health Care IT roles).	
LGV & HGV Border Traffic Crossings	Data collected at five key cross-border points between NI and RoI show that LGV and HGV crossings so far in May is down on average 41% compared to February. However over the last few weeks the number of border crossings have begun to rise again, increasing 18% this week compared to the previous week.	

# Insight: Latest Position on Key Indices

Variable	Current Assessment	Trend Analysis
HGV Travel within NI	<p>Weekly data for HGV movements on key travel routes throughout NI shows that the drop in traffic seems to have bottomed out. From a weekly average of 24k during February and March, flows fell to 11k in the week ending 19th April before rising to over 19k during the week ending 24th May.</p> <p><small>*Due to technical issues data for Sydenham by-pass &amp; Lisburn Road has been estimated for the week ending 24<sup>th</sup> May.</small></p>	<p>Avg. 22nd Mar</p> <p>24th May</p>
Shipping Indicators	<p>The latest weekly data in relation to shipping shows an initial drop post-lockdown in ships visiting Belfast, Larne and Warrenpoint ports. The numbers have steadied over the past couple of weeks and reported the largest number of visits to NI ports in the week commencing the 18th May since March.</p>	<p>18th May</p>
Administration Proceedings	<p>Latest figures in relation to administration proceedings for firms (liquidators appointed, winding up orders and meetings of creditors) show a lot of fluctuation, reflective of the time lag in these procedures being arranged. In May, there have been 17 administration proceedings recorded.</p>	<p>22nd May</p>



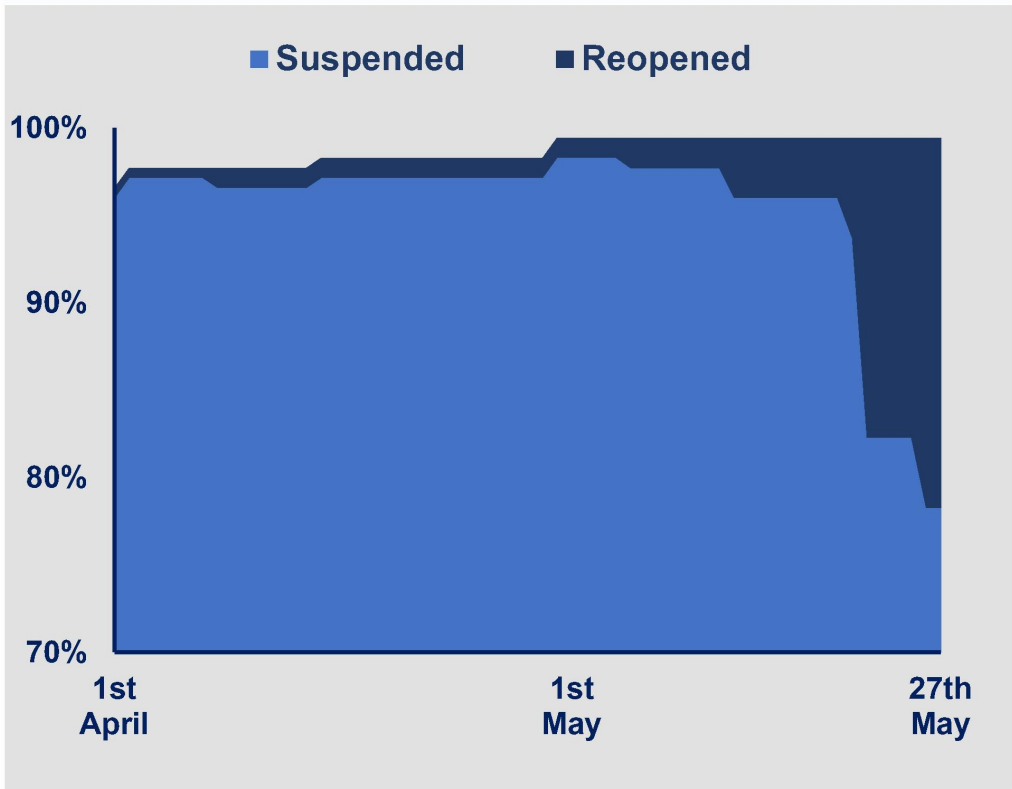
# Insight: Latest Position of Import/Export to the UK

Variable		Current Assessment	Trend Analysis
Traders	Non-EU Imports	From a high at the end of January, the number of traders importing from non-EU countries had fallen by 32% to a low in the week beginning the 4 <sup>th</sup> April. While there have been small fluctuations over the last number of weeks, the number of traders importing has steadily begun to rise again.	
	Non-EU Exports	From a high at the end of February, the number of traders exporting to non-EU countries had fallen by 40% to a low in the week beginning the 11 <sup>th</sup> April. Since that time the number of traders exporting has slowly begun to rise again.	
Declarations	Non-EU Imports	Since the beginning of the year, the number of declared items imported from non-EU countries had fallen by 52% in the week beginning the 4 <sup>th</sup> April. Since that time the number of declarations has been broadly on the rise.	
	Non-EU Exports	Since the beginning of the year, the number of declared items exported from the UK to non-EU countries has fallen by 59% up to the week beginning the 11 <sup>th</sup> April. Notably, the number of export declarations have more than exceeded the post-lockdown peak and are the highest in the year so far.	

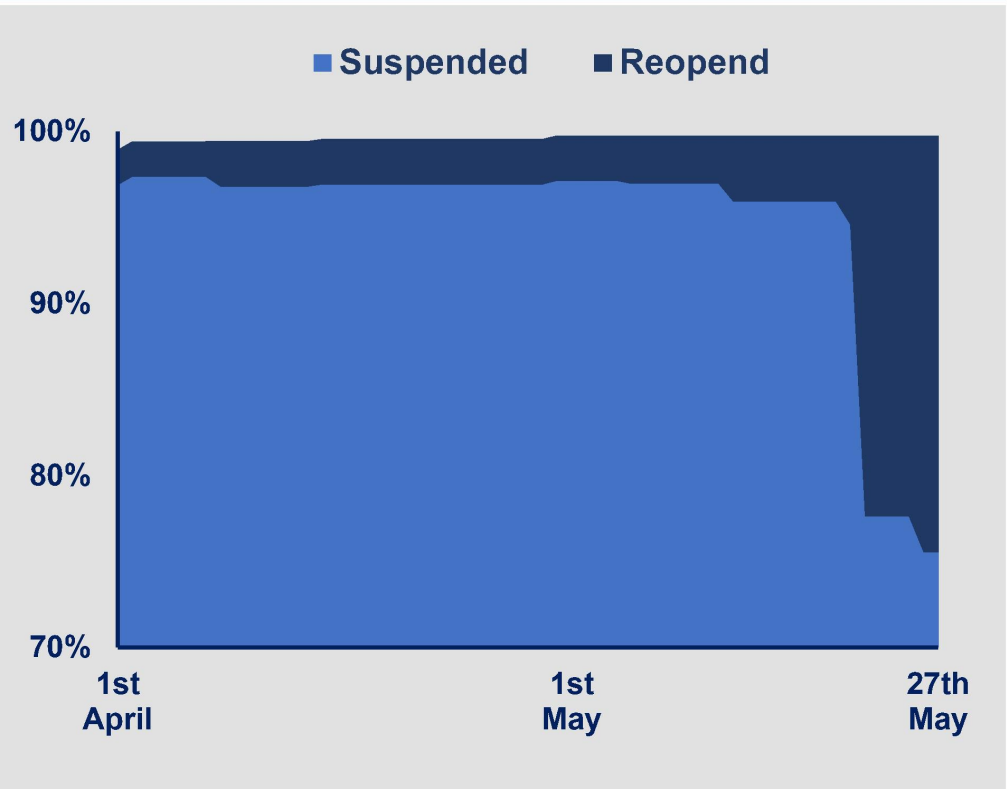
# Insight: Real Time Indicators

## Construction Sector

Number of Projects



Projects Weighted by Daily Cost (£)

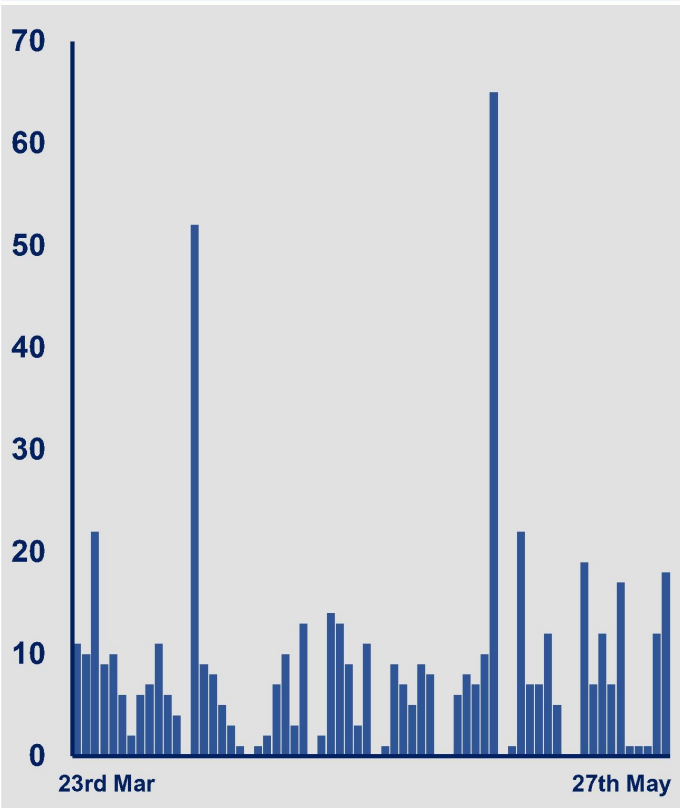


Increasing rise in the number of construction projects reopening

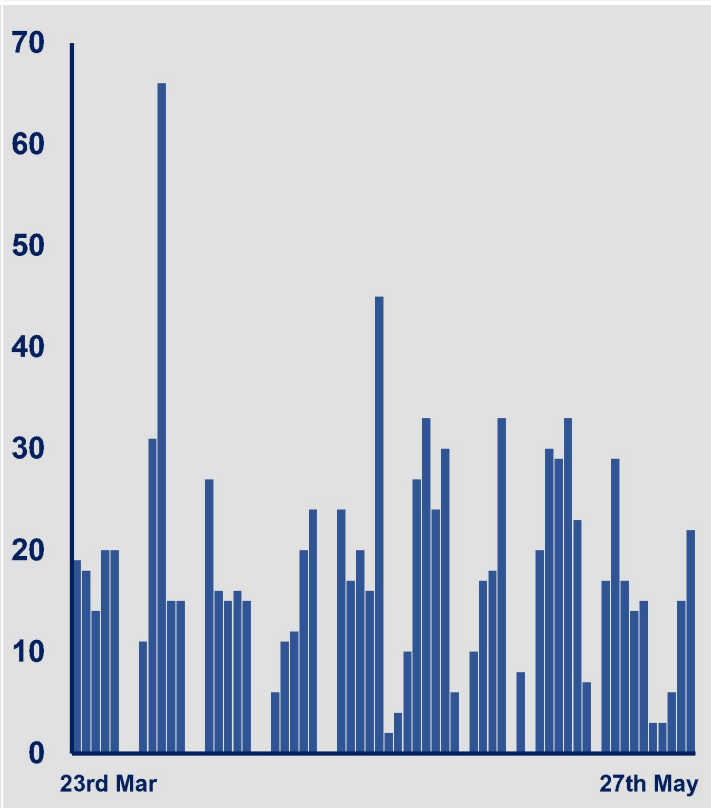
# Insight: Real Time Indicators

## Administration Proceedings

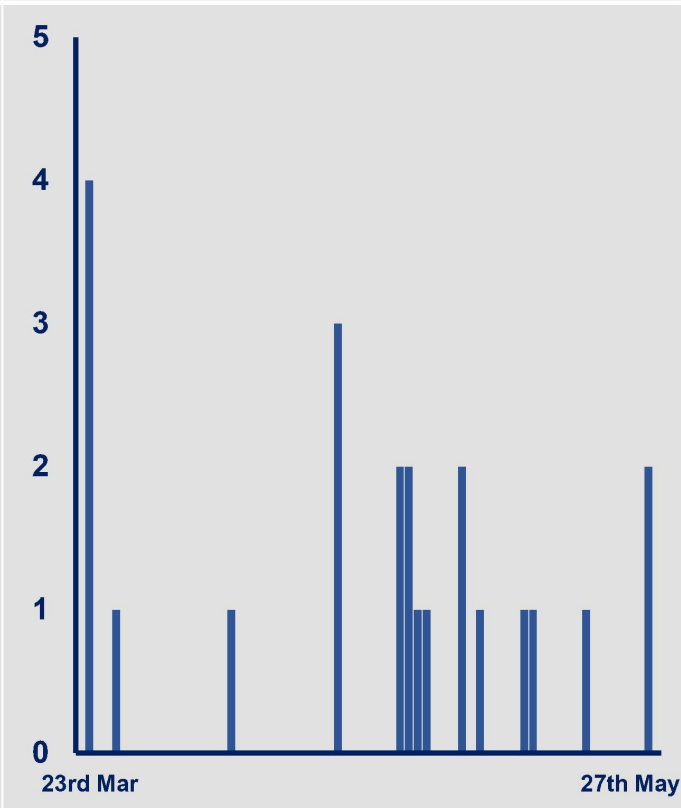
Voluntary Dissolutions



Terminations



Insolvency





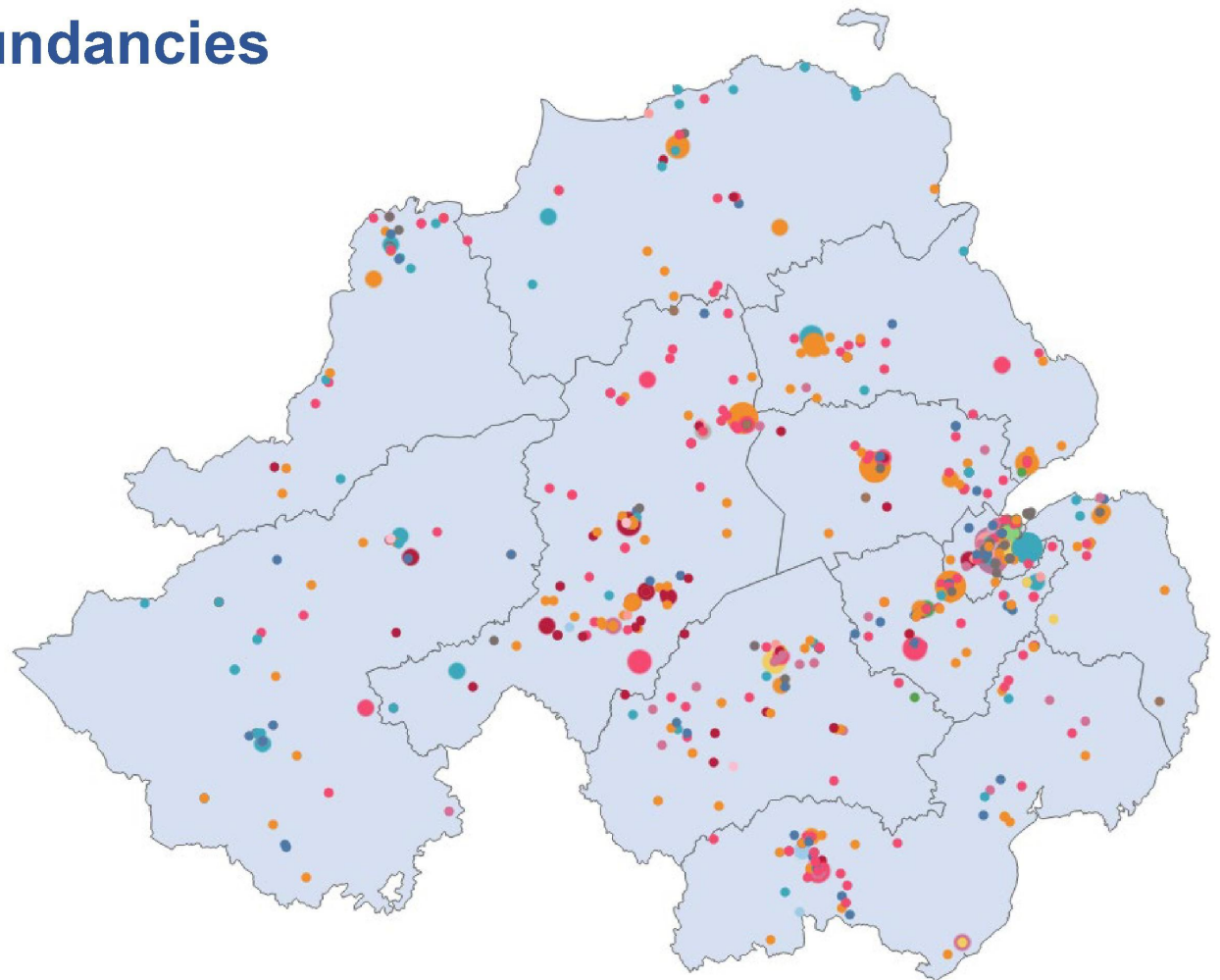
# Map of Furloughs/Redundancies

## Sector

- Advanced Manufacturing and ..
- Aviation
- Hospitality (Accommodation ..
- Materials Handling
- Transport & Storage
- Health & Care
- Aerospace
- Construction & Building produ..
- Consumer Products
- Digital & Creative Technologies
- Electrical & Electronic Engine..
- Facilities Management
- Financial, Professional & Busi..
- Food and Drink
- ICT & Software
- Legal Services
- Leisure & Tourism
- Life & Health Sciences

## Number of Lay-offs/Furloughs

- 1 - 100
- 101 - 250
- 251 - 500
- 500+



**InvestNI**  
**Bad News**  
**Notifications**

**1081**  
Companies

**41k**  
Furloughs/Redundancies

**HR1**  
**Notifications**

**22**  
Companies

**1.7k**  
Redundancies

INQ000212317\_0009



25% of firms had  
**no sales**



74% of NI employers  
intend to **furlough**



56% of NI firms in  
**decline**



61% will make use  
of rates **suspension**

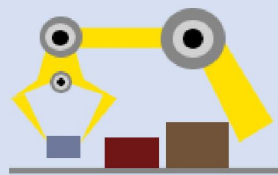
## ITI Covid-19 Impact Monitor



Employment



New Business



Output

**Further decline** following last months'  
record **low**

## INI PMI Business Tracker

## Monthly Jobs Posted

(From start of month)

28<sup>st</sup> MARCH

10,094

**-62%**

28<sup>st</sup> MAY

3,822

However some sector have  
seen an increase in postings

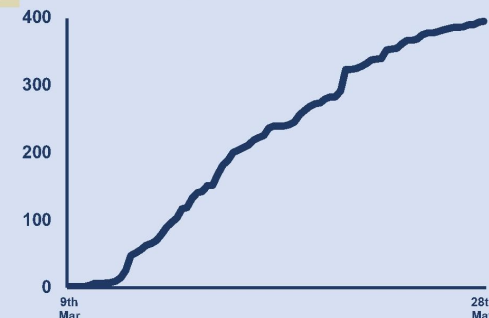


Health Care including  
Nursing



Information Technology

Since the outbreak  
there have been  
Covid-19  
jobs posted



## Weekly Burning Glass Recruitment Tracker



3 in 5  
businesses  
experienced  
**fall** in income



Firms have  
**less** than  
6 months  
of cash



85% have  
**furloughed**  
some or all  
staff



3 in 4  
employers  
**using** online  
portal

## NI Chamber Covid-19 Impact Tracker

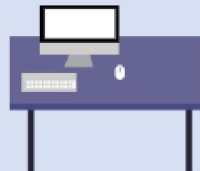
NI **Steepest**  
decline in  
business  
activity



### Ulster Bank PMI - Regional

### Employees returning from furlough

Employees  
**10,572**

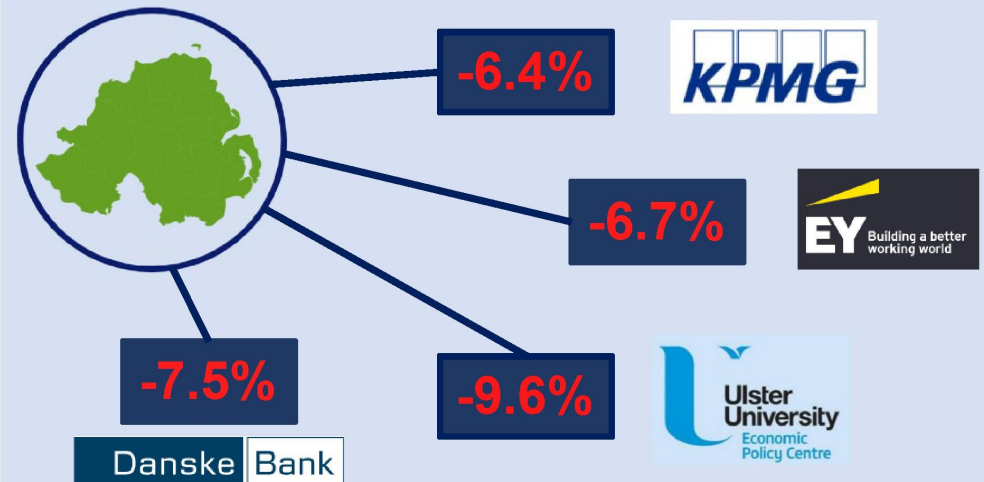


Businesses  
**303**



### Sectors with highest number of returners

**Unfurloughed workers** (Invest NI provisional numbers)



### NI Growth Forecasts

Prepared by Analytical Services Division