

OFFICIAL SENSITIVE – DO NOT SHARE WITHOUT PERMISSION

ECT Cross Departmental

16 March 2021

Agenda

1. Executive Update
2. Actions from last meeting
3. Operationalising the Process:
 - a. Terms of Reference
 - b. Steps 1-2: Indicators & Dashboard
 - c. Step 3: Departmental Proposal Template
 - d. Steps 4-5: Agreeing a Package of Relaxations [or Restrictions]
 - e. Step 6: CMO/CSA Review & Advice Template
 - f. Steps 7-9: Executive Review & Decision, Regulations Finalised
 - g. Ongoing Enablers
4. AOB

Executive Update

Actions

Action		Owner	Due Date	Status
0803.1	TEO team to review health data from 2020 relaxation milestones for 2021/present day comparison	Andrew/Rachel	16 March	Complete
0803.2	TEO team to distribute slides following the meeting	Rachel	9 March	Complete
0803.3	DfC to submit Risk Template for outdoor organised sport to DoH for consideration on 16 March	Kathryn/Tony	11 March	Complete

Relaxations: 2020 Wave 1 vs 2020/21 Wave 3 (at 12/Mar)

Relaxations After Hospitalisation Peaks: Wave 1 (Spring '20) vs Wave 3 (Winter '20/21)



Potential Relaxation	Relaxed in Wave 1 (Spring -Summer 2020)	How today compares to 2020	Data at 12 March 2021
Garden Centres reopening 2020 Relaxation: 18 May	Hospitalisation: 202 Inpatients R: No data published Days since hospital peak: 40 days (day 56 after Wave 1 lockdown event)	<div> ▼ Inpatients lower now than in Wave 1 <div> ☐ Cannot compare R ✓ Restrictions lifted at equivalent point in Wave 1 </div> </div>	As at day 76 of Wave 3 lockdown event: Hospitalisation: 183 Inpatients R: 0.75 - 0.95 Days since hospital peak (13 Jan): 58 days
Restart of youth services 2020 Relaxation: 31 August Youth Restart did not have a specific full-return date - Education Restart used	Hospitalisation: 58 Inpatients R: 1.10 - 1.60 Days since hospital peak: 145 days (day 161 after Wave 1 lockdown event)	<div> ▲ Inpatients higher now than in Wave 1 <div> ▼ R lower now than in Wave 1 ✗ Restrictions not yet lifted at equivalent point in Wave 1 </div> </div>	
Outdoor organised sports 2020 Relaxation: 12 June Groups up to 10 are permitted to take part in socially distanced outdoor training	Hospitalisation: 70 Inpatients R: 0.60 - 0.90 Days since hospital peak: 65 days (day 81 after Wave 1 lockdown event)	<div> ▲ Inpatients higher now than in Wave 1 <div> ▲ R number higher now than in Wave 1 ✓ Restrictions lifted at equivalent point in Wave 1 </div> </div>	
6 from 2 outdoors at a private dwelling 2020 Relaxation: 19 May 6 from 6 outdoors	Hospitalisation: 197 Inpatients R: No data published Days since hospital peak: 41 days (day 57 after Wave 1 lockdown event)	<div> ▼ Inpatients lower now than in Wave 1 <div> ☐ Cannot compare R ✓ Restrictions lifted at equivalent point in Wave 1 </div> </div>	

Pathway out of Restrictions: Process Overview + Terms of Reference

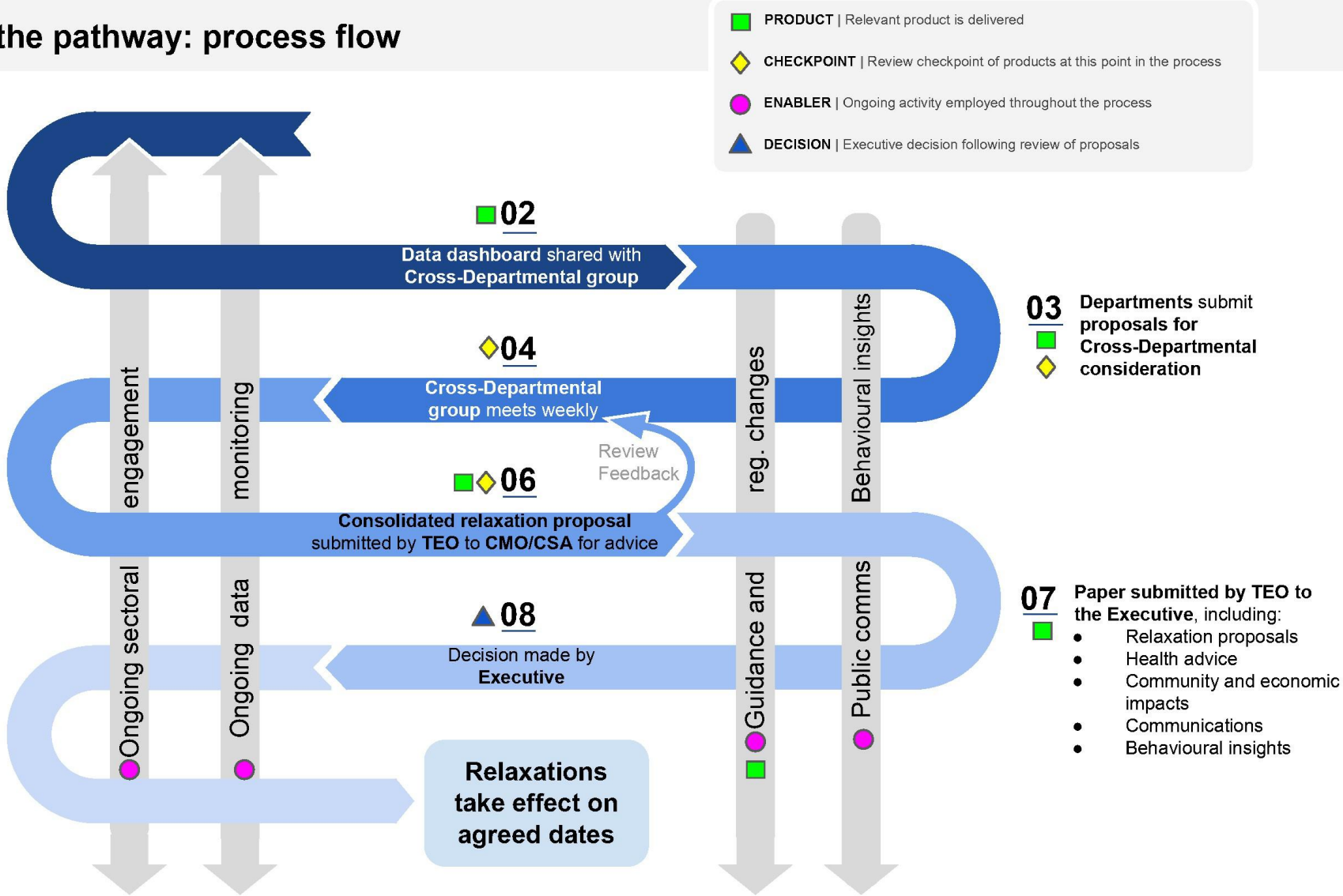
Operationalising the pathway: process flow

- 01

Data from Departments with summary input from nominated representatives
- 05

Cross-Departmental group agrees package of relaxation proposals
- 09

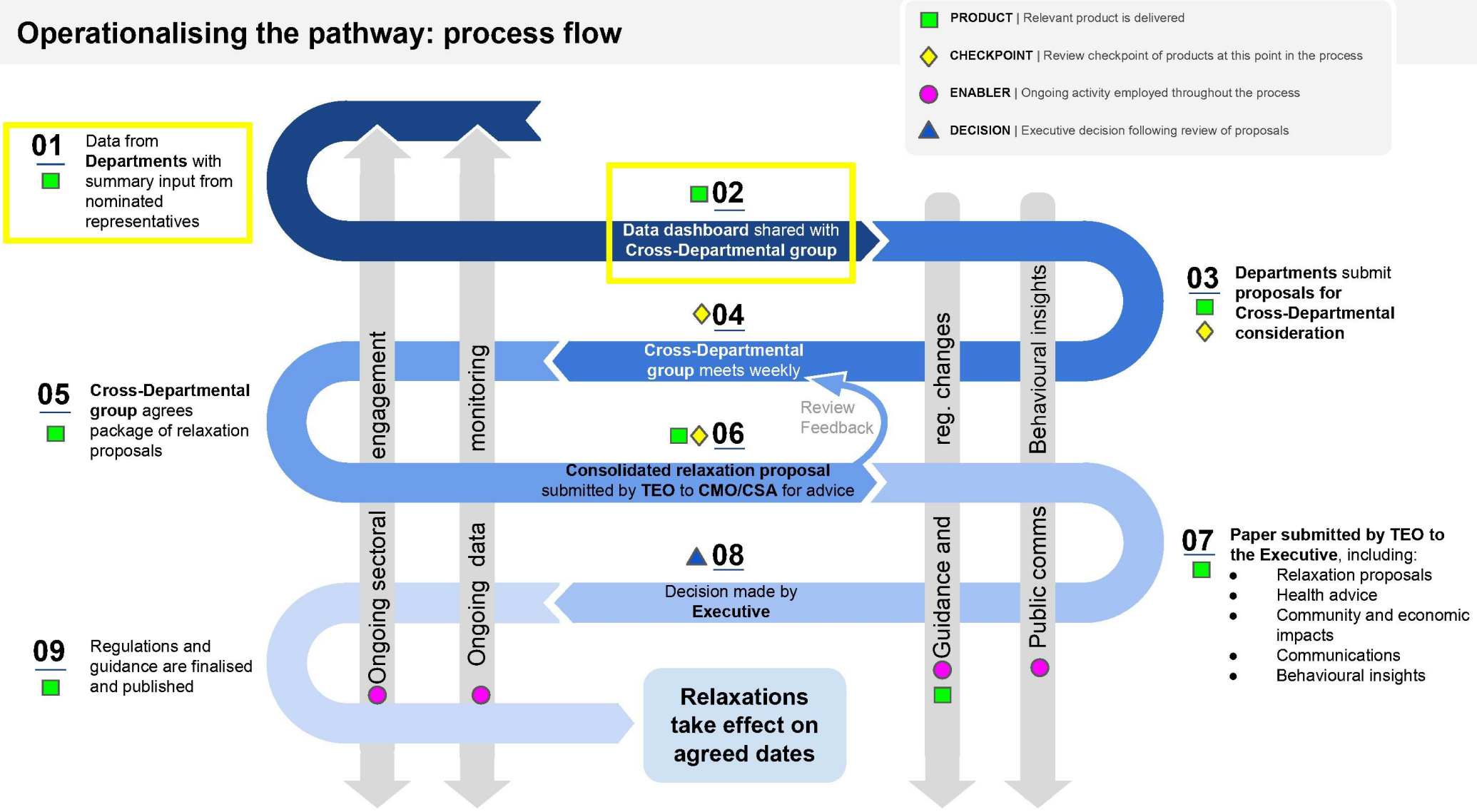
Regulations and guidance are finalised and published



Process Overview:

Steps 1-2: Indicators & Dashboard

Operationalising the pathway: process flow



Health, Economic & Community Indicators Summary Dashboard

(last updated 15th March 2021)

Key:

Improving Weekly Trend

Deteriorating Weekly Trend

Health

R_t/R₀ Value : 0.65 - 0.95

WHO Condition

(Input: Hospital Admissions Data)

0.65-0.95

Was 0.9-1.05

First Vaccinations

600k

300k

100k

Jan'21

Feb'21

Mar'21

>625k

Was ~580k

COVID-19 Inpatients

1000

0

April 20

Nov'20

Mar'21

180

Was 246

Positive Cases per 100k

WHO Condition

700

0

Jan'20

Oct'20

Mar'21

66

Was 63

Key Takeaway

CMO (?) statement or Quote from later...

E.g. "trends are improving in most areas but we are not at the levels seen when relaxations began in Wave 1"

Economic

Unemployment (Claimant Numbers)

BRAG Status:

75k

25k

Jan'20

Apr'20

Jul'20

Sep'20

Jan'21

Pre-Lockdown Level

Furloughs (Full & Part Time)

BRAG Status:

150k

75k

Jul'20

Sep'20

Nov'20

Jan'21

PMI (Business Activity)

BRAG Status:

60

30

0

Jan'20

Apr'20

Jul'20

Sep'20

Jan'21

Activity Increasing

Activity Decreasing

No Change

Retail Activity (e.g. supermarkets, cafes etc.)

BRAG Status:

20

-100

Mar'20

Jun'20

Sep'20

Nov'20

Mar'21

Feb'20

Key Takeaway

"Quote/snippet from Economy page"

Community

Personal & Societal Wellbeing

54%

Have had well-being affected

38%

Have had relationships affected

19%

Have had finances affected

Crime

9000

6500

Mar'20

Jul'20

Nov'21

Jan'21

12.5% dec.

Was 3.3% inc.

Adherence to Restrictions

54%

Not always followed distancing rules

88%

Have always worn a face mask in shops

91%

Adhere to group size limits

Loneliness

19%

Lonely occasionally

37%

More often lonely than not

30%

Never lonely

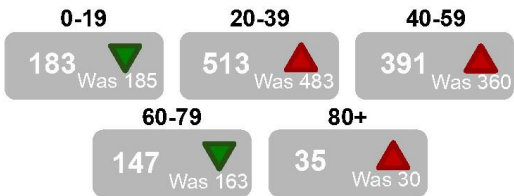
Key Takeaway

"Quote/snippet from Community page"



Health

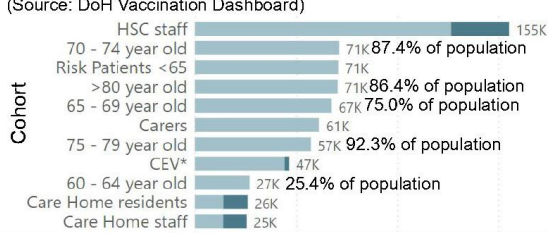
Cases (by Age Group, Last 7 Days)



Key Takeaway

Wording to be added/reviewed by DoH.
e.g.
The number of positive is trending up in some age groups.

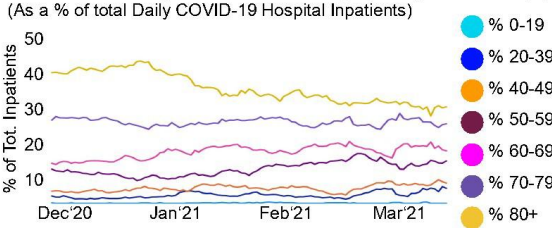
Vaccination (by Cohort)



Key Takeaway

- Vaccination progress going to plan
- 50 and above now offered appointment

COVID Hospitalisations (by Age Group)



Key Takeaway

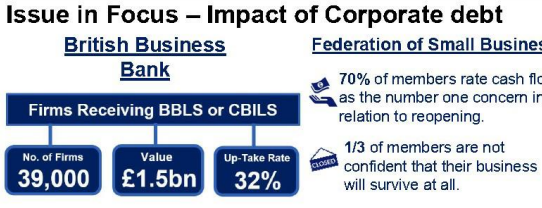
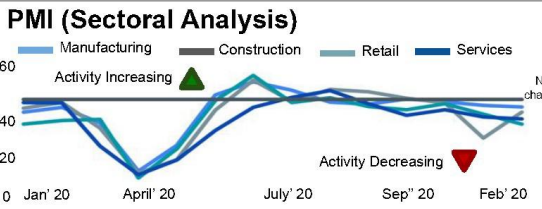
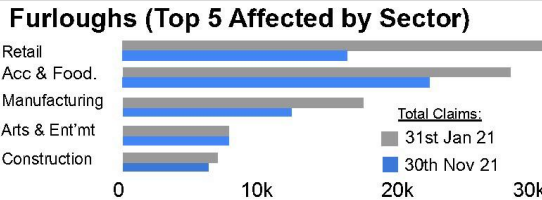
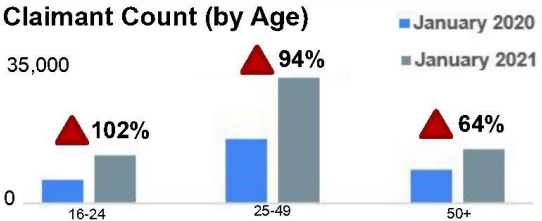
Over 80s current account for 31.3% of hospital inpatients.
This compares to 45.9% on 25 December.

Summary Narrative from DoH

Example text only...

Written by: DoH Representative

Economic



Key Takeaway

Over the year to January 2021 claimant count has risen substantially across all age groups. However, 16-24 year olds have been relatively more impacted (+102%), compared to those over 50 (+64%).

Key Takeaway

Retail and Hospitality sectors between them account for just under half (48.9%) of all claims made up to 31 January. Around 14% of all eligible employees are on furlough in NI.

Key Takeaway

Business activity across the four monitored sectors have reported a decline each month since December. In February 2021, the steepest fall was in Retail followed closely by Services.






Key Takeaway

A large percentage of firms have taken out loans to sustain their businesses during the pandemic. Despite this cash flow remains a key issue, with a significant number not confident of survival.

Summary Narrative from DfE

- The economic impact of Covid has been unprecedented.
- A safe and sustainable reopening is required to get people back to work and to guard against continued rises in unemployment.
- The current cycle of restrictions are longer than before and occur at a time of increased financial vulnerability and stress for many firms.
- Economic downturns of this type act, for many, to increase debt, damage levels of business investment and curtail skills development. The profound risk is that the impacts of this will live with us for the longer term – creating economic scars that reduce our capacity for growth.
- It is young people and the lower skilled that often bear the brunt.
- However, there is evidence that a strong bounce back is possible when the economy is reopened but that will need nurturing to minimise the scarring effects that deepen every week.
- A substantial easing of restrictions here could lead to £50m to £100m in additional GDP per week.

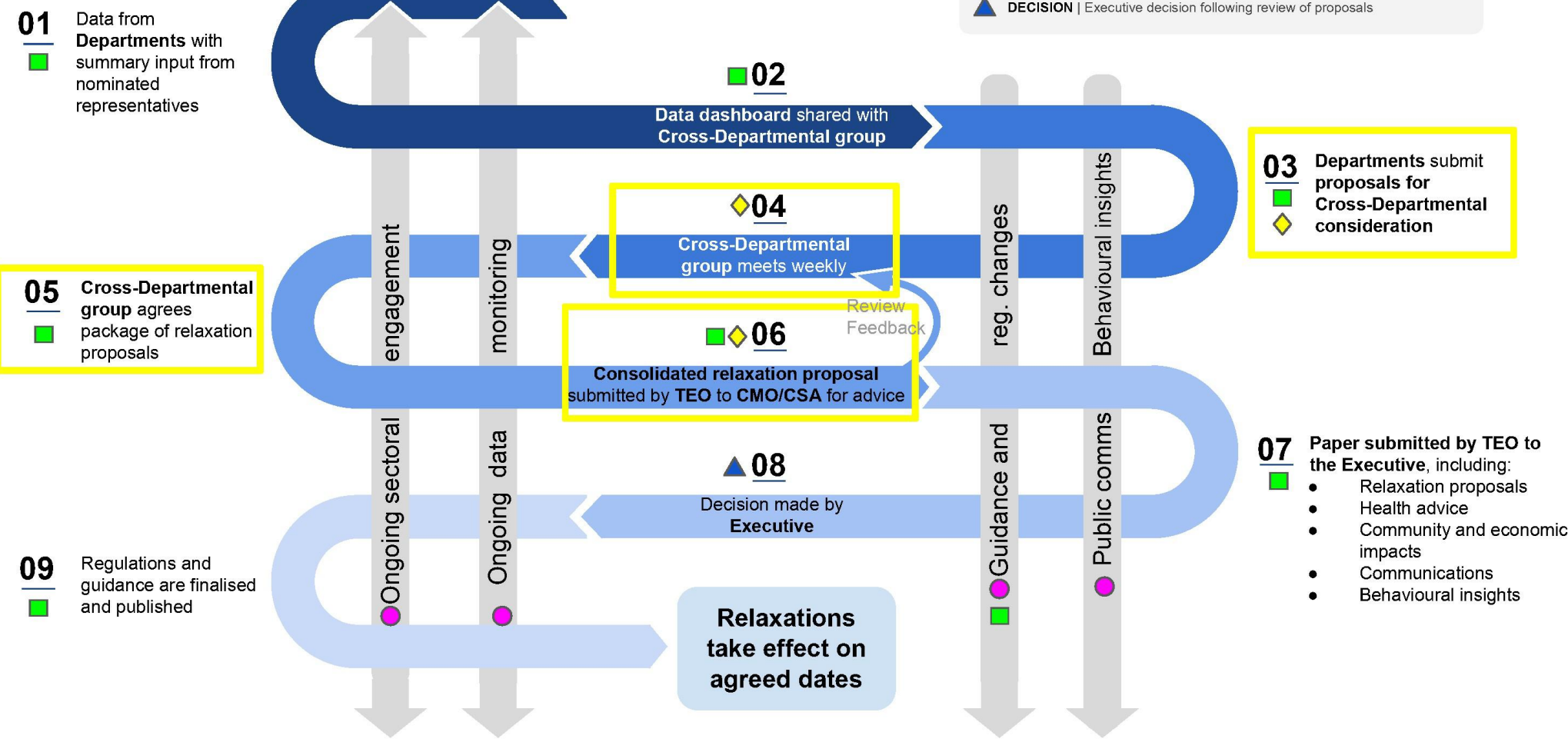
Written by: Victor Dukelow, DfE Chief Economist

Societal / Community		
		
Personal & Societal Wellbeing	 <div>Key Takeaway</div> <div>Key Takeaway re. Personal & Societal Wellbeing, or any other useful indicator from DfC</div>	<div>Summary Narrative from DfC</div> <div>TBC - Summary on “as-is” situation, and perhaps future outlook, for societal/community indicators. To be updated on a weekly basis each Monday.</div> <div><div>NR</div>(DfC) to raise to DfC Leadership Team to look for author here. DfC are currently progressing their dashboard to their LT and are on-board to provide relevant data as it becomes available</div> <div>Written by: DfC Representative</div>
Crime	 <div>Key Takeaway</div> <div>Key Takeaway re. Crime - domestic violence, anti-social behaviour, acquisitive crime data. PSNI & DoJ have been contacted for input</div>	
Adherence to Restrictions/Education	 <div>Key Takeaway</div> <div>Key Takeaway re. Adherence to Restrictions/Education, or any other useful indicator from DfC</div>	
Loneliness/Homelessness	 <div>Key Takeaway</div> <div>Key Takeaway re. Loneliness, Homelessness, or any other useful indicator from DfC</div>	

Process Overview:

Steps 3-6: Departmental Proposal Template
and CMO/CSA Review Template

Operationalising the pathway: process flow



Templates for relaxation proposals: Proposals for consideration

Proposal for Cross Departmental Group Consideration

Proposer	Dept1 and contact name and details
Pathway reference	Which pathway, which phase, is this a small step or an end of phase step?
Proposal. (if more than one proposal, include priority ranking)	Detailed outline of proposal. If one of a number of proposals from the Dept, please ensure all Dept's proposals are ranked in order of priority and ranking is noted here.
Relevant evidence, indicators and rationale for proposed relaxation at this point.	Overview of evidence from within the Pathway - Community, Economy and Health, as well as sector specific evidence.
Mitigations and risk management.	Record all mitigations that can be put in place alongside an overview of the risk management proposed. Mitigations should as a minimum make reference to social distancing, cleaning of hard surfaces and ventilation.
Legislative change guidance change, and dates for implementation.	Clarity of policy intent to be reflected in Regulations Information for NIDirect Proposed date for introduction of proposal
Sectoral engagement.	Note engagement on risks and mitigations and lead in time etc
Enforcement arrangements	Detail arrangements for enforcement of mitigations etc., including any engagement with PSNI and LG undertaken and proposed sanctions as well as proposals for monitoring adherence.
Interdependencies, including work to engage other Depts.	Note on any identified interdependencies, linkages across all Depts. Note any potential clash areas requiring comms advice.
Support packages	Is this support package compatible?
Current position in GB and ROL.	
Any other factors for consideration.	
Date:	

- Template can be found in Terms of Reference
- To be completed by Cross-Departmental Group members for consideration, following review of data

Templates for relaxation proposals: CMO/CSA Review

CMO/CSA REVIEW OF CROSS DEPARTMENTAL PROPOSALS

(Cover proposal - Individual proposals will be annexed.)

Package of proposals	1. Overview of proposal A... 2. B 3. C 4. D 5. E			
Risks identified and proposed mitigations, including behavioural insight advice.	Risk	Mitigation		
Interdependencies.	Identify key links across the proposals and pathways			
Relevant evidence, indicators and rationale for proposed relaxation at this point.	Will be pulled from the Dept's proposals and summarised for ease of use.			
Any other factors for consideration.				
CMO/CSA Advice				
Recommendation				

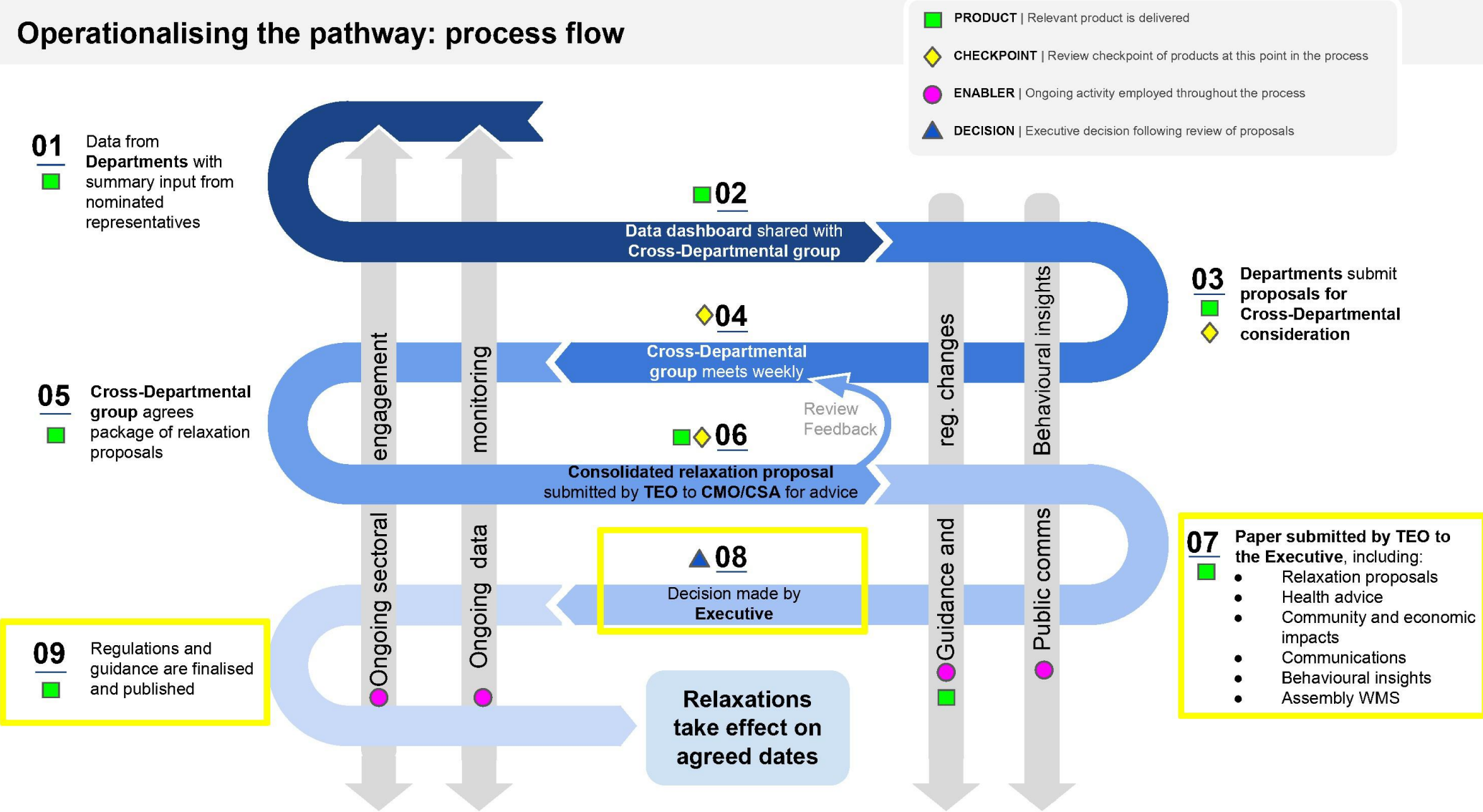
- Template can be found in Terms of Reference
- To be completed by TEO Covid Recovery Team Secretariat once proposed relaxations package has been decided by Cross-Departmental Group

Process Overview:

Steps 7-9: Executive Review, Regulations Finalised

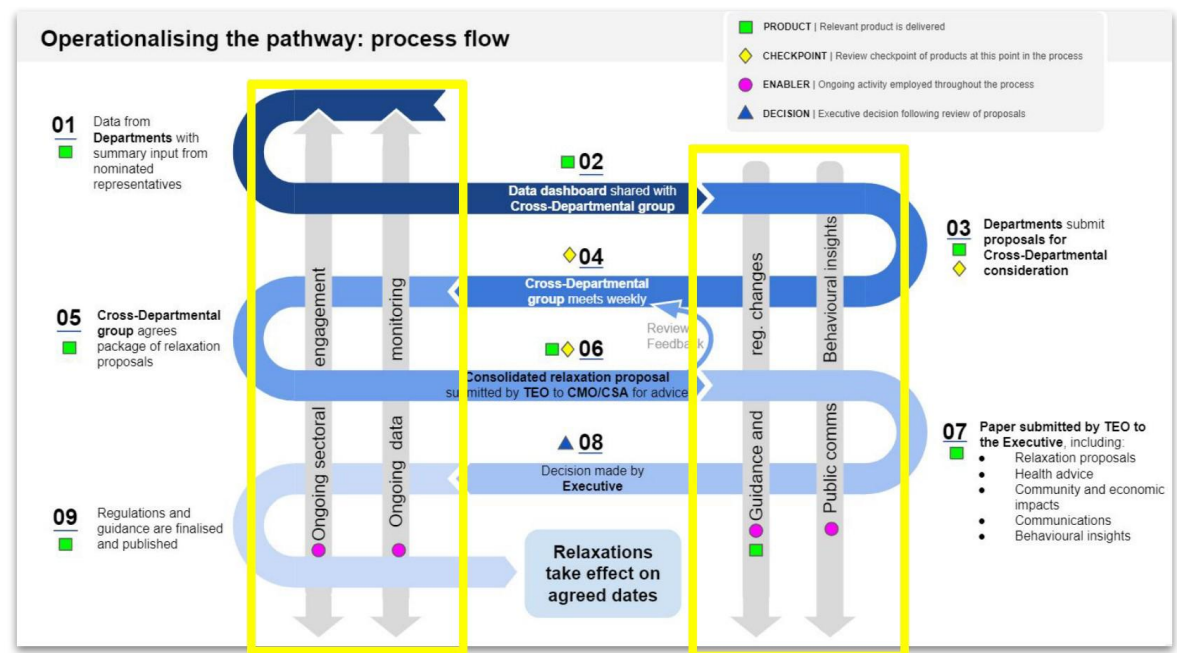
Enablers: Comms, Behavioural Insights, Data and Guidance

Operationalising the pathway: process flow

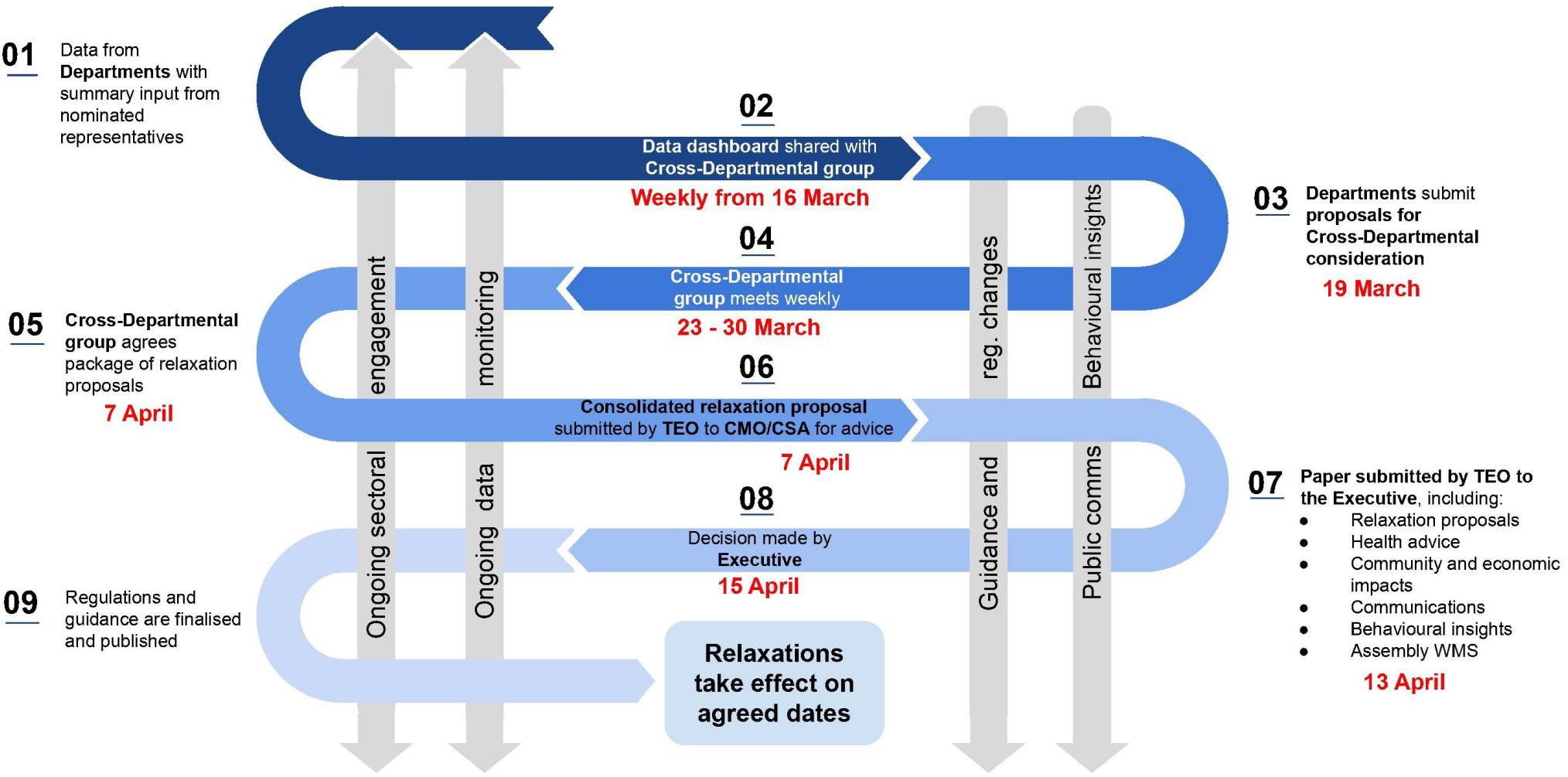


Enablers

- Ongoing data monitoring
- Ongoing sectoral engagement
- Guidance and regulation changes
- Public communications and behavioural insights



Operationalising the pathway: process flow with target dates



AOB