



Llywodraeth Cymru
Welsh Government

CAB(19-20)53

Welsh Government COVID-19 Data Monitor

Monday 4th May at 10:00

COVID-19 Analytical Hub, Knowledge and Analytical Services
Contact: KAS.COVID19@gov.wales

INQ000048973_0001

SUMMARY – 4 MAY 2020

Cases & Deaths

Health & Social Care

Shielded & Vulnerable People

Attitudes & Behaviours

Economy & Labour Market

Public Services

Cases & Deaths

- The number of daily new cases in Wales tends to fluctuate but appears to be gradually falling. Deaths reported to be PHW are also slowly declining.
- Although most deaths involving COVID-19 occurred in hospitals (72%), there has been a sharp rise in those occurring in care homes.

Health & Social Care

- The number of COVID-19 patients in critical care has continued falling. As at 3 May, 24% of critical care beds were occupied by COVID-19 patients.
- After a period of stabilisation, the number of patients currently hospitalised as a result of COVID-19 has also begun to fall slightly. Recently, the number of new admissions has decreased.
- The number of care home deaths notified to CIW since 1 March is 89% higher than last year and 47% higher than in 2018. The number of adult care homes that have had confirmed cases of COVID-19 now stands at 19%.
- Since mid-April, the difference in sickness absence rates amongst all NHS staff against the same period last year has been gradually decreasing.
- A&E attendance is down 49% in April but has recently begun to increase.

Shielded & Vulnerable People

- 9,365 food parcels orders have been submitted up to 4 May. This is 10% of the shielded list but with considerable variation between authorities.
- There have been falls in reports of domestic abuse and the use of the Live Fear Free domestic abuse helpline, although similar services outside Wales have seen increases in use.

Attitudes & Behaviours

- There is some evidence that compliance with social distancing is weakening slightly and people are beginning to take more trips.
- The latest weekly poll shows signs that concerns about the virus have generally plateaued. Despite widespread concern about the economic impact of the crisis, the public remains cautious about lifting restrictions too soon.
- The first week's data from a Public Health Wales survey indicates that 11% of people think they have had a coronavirus infection. 12% of people report that someone close to them has been seriously ill with coronavirus.

Economy & Labour Market

- Card spending data shows some sharp falls in overall spending in Wales, but large increases in spending on food and drink.
- The number of business rates grants awarded continues to increase, whilst thousands of applications are being processed for the Development Bank's Business Loan Scheme and the Economic Resilience Fund.
- An ONS snap survey estimates that 66% of businesses in the UK have applied for the Coronavirus Job Retention Scheme.

Public Services

- There have been increases after the Easter holidays in children attending local authority settings.
- 260 penalty notices were issued in w/c 20 April for COVID-related offences. The majority were for contravening travel restrictions.

NEW TOPICS RECENTLY INCLUDED

Cases & Deaths

Health & Social Care

Shielded & Vulnerable People

Attitudes & Behaviours

Economy & Labour Market

Public Services

Cases & Deaths

Health & Social Care

- 30/04 – A&E Attendances
- 30/04 – 111 Calls
- 30/04 – Notifications of deaths of adult care homes residents

Shielded & Vulnerable People

- 27/04 – Citizens Advice
- 27/04 – Live Fear Free helpline
- 27/04 – Hate crime
- 27/04 – Violent crime & domestic abuse

Attitudes & Behaviours

- 27/04 – Public Health Wales public engagement survey on health and wellbeing during Coronavirus measures

Economy & Labour Market

- 27/04 – Debit and credit card spending

Public Services

- 30/04 - Policing in Wales

Cases & Deaths

CASES

[Return to
Summary](#)

Cases & Deaths

Health & Social Care

Shielded & Vulnerable People

Attitudes & Behaviours

Economy & Labour Market

Public Services

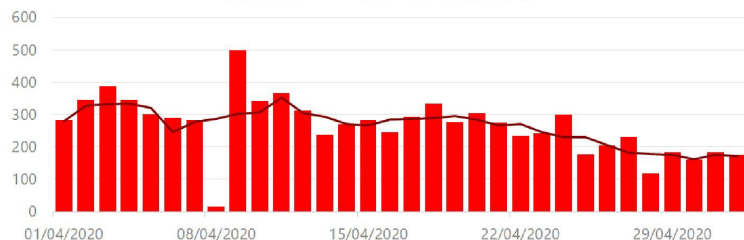
New cases

02/05/2020

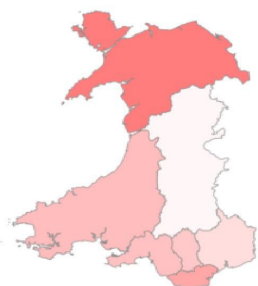
174

New cases with rolling average

■ NewCases — NewCases rolling average



New Cases by Health Board



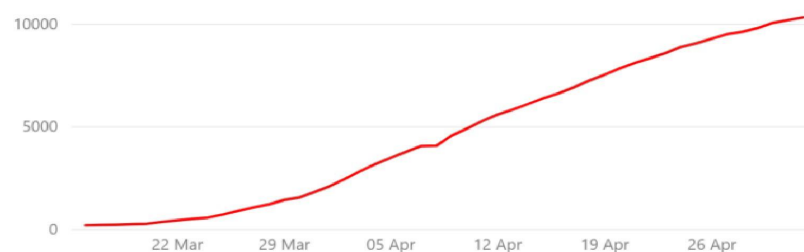
Betsi Cadwaladr University	51
Cardiff and Vale University	34
Hywel Dda University	26
Swansea Bay University	24
Cwm Taf Morgannwg University	21
Aneurin Bevan University	13
Powys Teaching	3
Resident outside Wales	2
To be confirmed	0
Total	174

Cumulative Cases

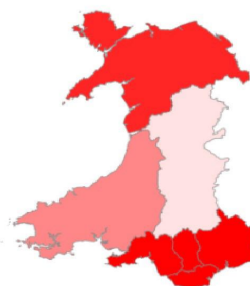
02/05/2020

10329

Number of cumulative cases



Cumulative Cases by Health Board



Cardiff and Vale University	2280
Aneurin Bevan University	2143
Cwm Taf Morgannwg University	1828
Swansea Bay University	1595
Betsi Cadwaladr University	1371
Hywel Dda University	757
Powys Teaching	182
Resident outside Wales	90
To be confirmed	83
Total	10329

Reporting times for tests and cases changed on 9th/10th April so values do not reflect 24 hours of activity on this date.

Cardiff and Vale UHB and Aneurin Bevan UHB are the areas with the highest number of cumulative cases.

Source: [Public Health Wales](#)

Data as at 02/05/20

CASES BY AGE AND GENDER

[Return to
Summary](#)

Cases & Deaths

Health & Social Care

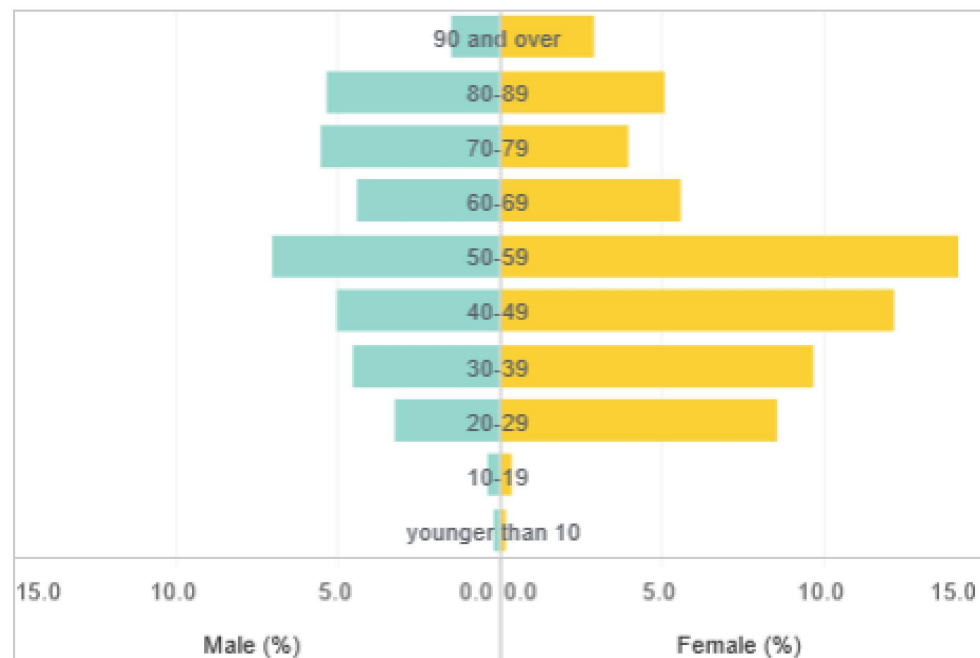
Shielded & Vulnerable People

Attitudes & Behaviours

Economy & Labour Market

Public Services

Age and sex distribution of confirmed cases



Source: [Public Health Wales](#)

Data as at 02/05/20 13:00

INQ000048973_0005

Cases & Deaths

ESTIMATES OF CASES

Return to
Summary

Cases & Deaths

Health & Social Care

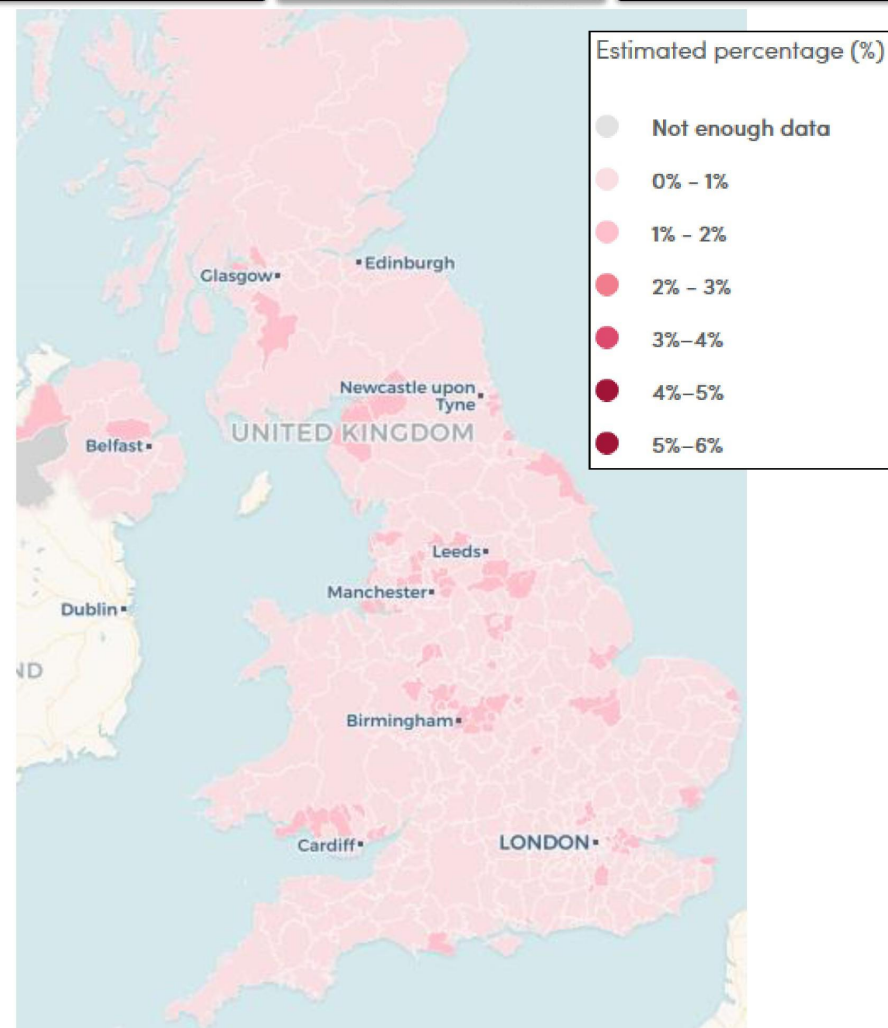
Shielded & Vulnerable People

Attitudes & Behaviours

Economy & Labour Market

Public Services

- A project by King's College London/ZOE estimates that the number of people with symptomatic COVID-19 has been falling since early April.
- They suggest that in many areas of Wales there are fewer than 1% of people with symptomatic COVID-19. In some areas of South Wales this figure is between 1% and 2%.
- Official figures on COVID-19 cases are based on positive tests, whereas these estimates come from self-reported symptoms captured through an app.



Source: [King's College London and ZOE](#)

Data as at 04/05/20 05:00

INQ000048973_0006

DEATHS REPORTED BY PUBLIC HEALTH WALES

[Return to
Summary](#)

Cases & Deaths

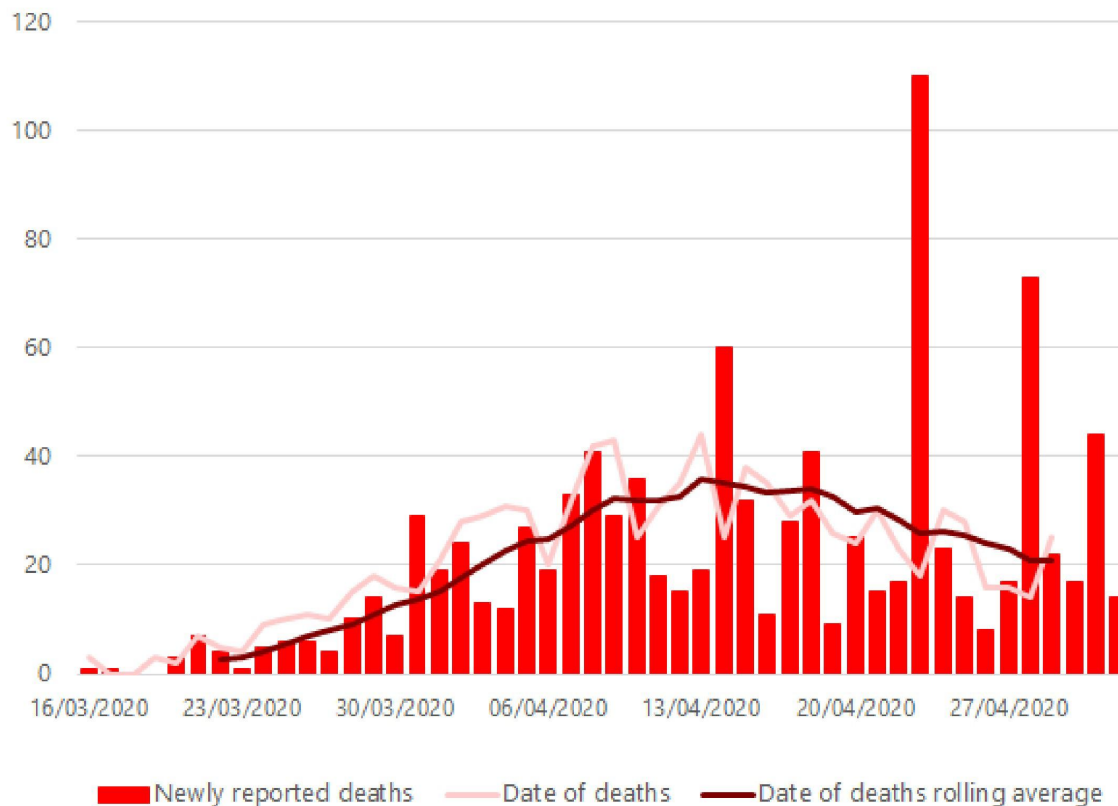
Health & Social Care

Shielded & Vulnerable People

Attitudes & Behaviours

Economy & Labour Market

Public Services



- The daily reporting of new deaths is volatile and affected by delays in notifying Public Health Wales. Data on date of death removes some of these fluctuations.
- The highest number of deaths occurred on 13th April, with 44 deaths. Since then the number of deaths per day appears to be falling.
- The figure of 110 deaths *reported* on 23/04/20 includes 84 retrospective deaths which occurred between 27/03/20 and 22/04/20 in Betsi Cadwalader University Health Board.
- The figure of 73 deaths *reported* on 28/04/20 includes 30 retrospective deaths which occurred between 29/03/20 and 24/04/20 in Hywel Da University Health Board.

Source: [Public Health Wales](#)
Data as at 02/05/20

Newly reported deaths are based on those reported at 2pm by Public Health Wales every day. The date of death is based on the day that the death occurred. As the date of the deaths is updated retroactively after deaths are reported, the last three days are excluded.

INQ000048973_0007

Cases & Deaths

Health & Social Care

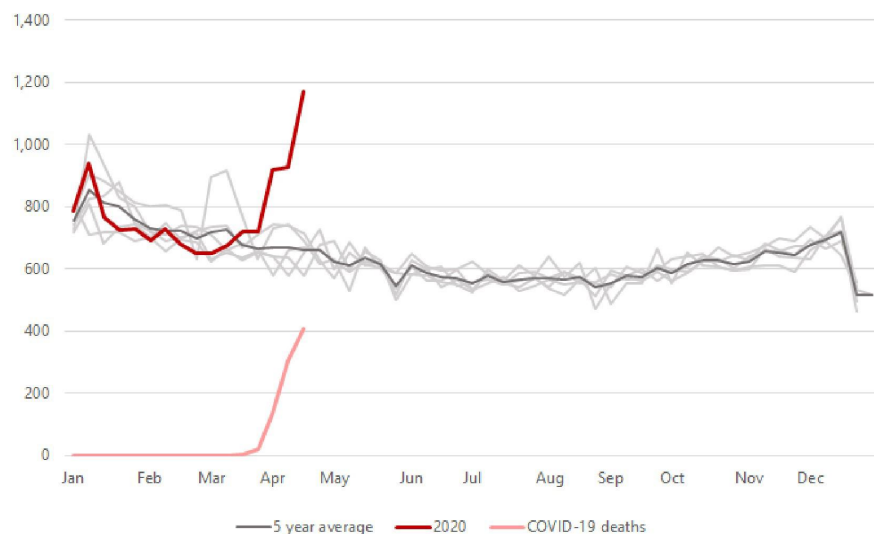
Shielded & Vulnerable People

Attitudes & Behaviours

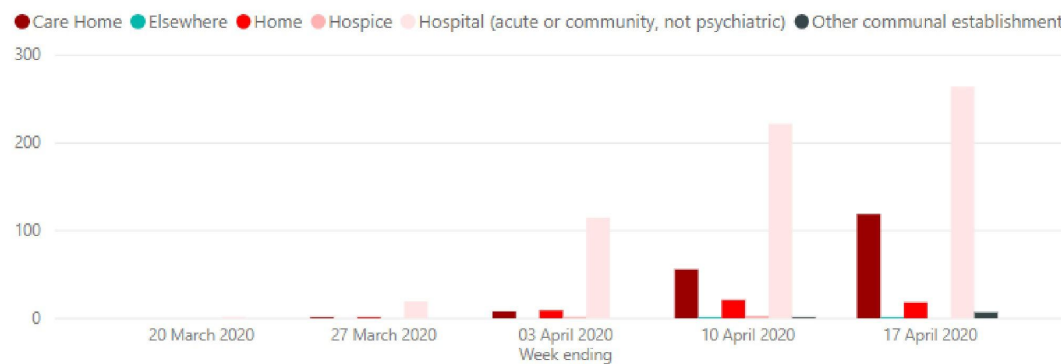
Economy & Labour Market

Public Services

Number of deaths registered by week, Wales



COVID-19 deaths in Wales by setting



- There were a total of 1,016 deaths involving COVID-19 occurring in Welsh residents up to 17 April and registered by 25 April.
- The number of deaths from all causes registered in Welsh residents in the week ending 17 April 2020 was 1,169. This was 508 more than the five-year average.
- In the week ending 17 April, deaths involving COVID-19 accounted for about one third of all deaths.
- Although most deaths involving COVID-19 occurred in hospitals (72%), there has been a sharp rise in those occurring in care homes. Of the Welsh deaths involving COVID-19 registered up to 17 April, 185 (21%) occurred in care homes, including 119 in the week ending 17 April.

Source: [Office for National Statistics](#)

Data as at 17/04/20 (released 28/04/20)

INTERNATIONAL COMPARISON

[Return to
Summary](#)

Cases & Deaths

Health & Social Care

Shielded & Vulnerable People

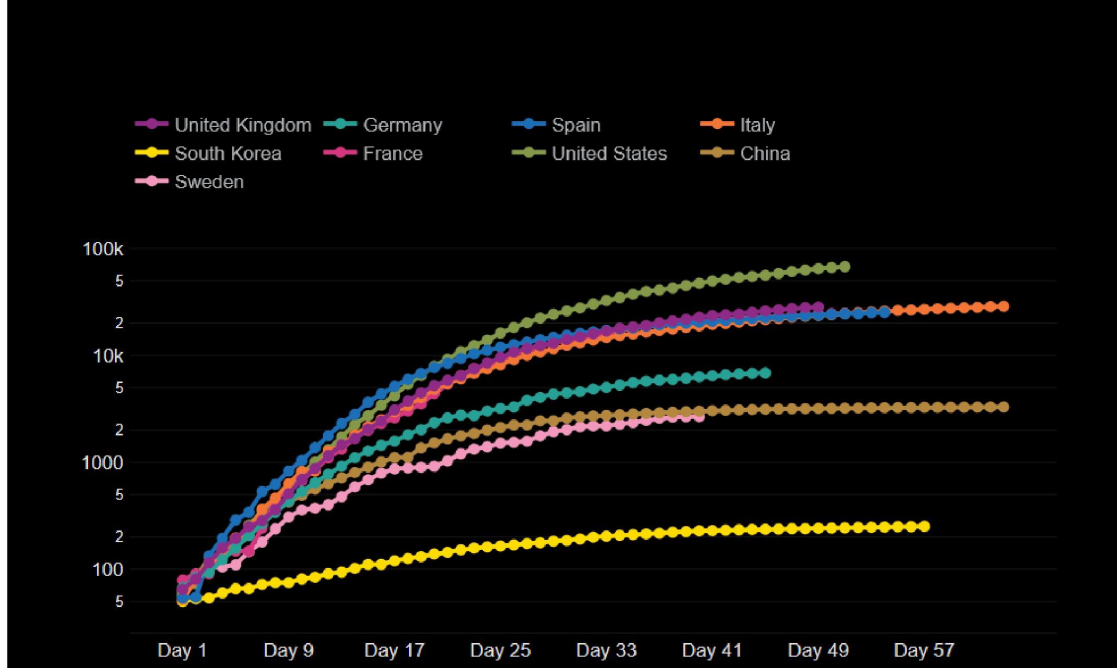
Attitudes & Behaviours

Economy & Labour Market

Public Services

UK deaths international comparison (log scale). Countries are aligned by stage of the outbreak. Day 1 is the point at which 50 deaths (cumulative) had been reported. For the UK, this date is 15-Mar. For Italy, it is 2-Mar

Source: Public Health England, Johns Hopkins University, Financial Times. UK deaths reporting metrics changed on 29-Apr. These policies and monitoring mechanisms are devolved. (Confidence: medium quality (except for China which is low quality) - deaths are reasonably accurate, but international reporting procedures and lags are unclear, so may not be comparing like-for-like. Current day figure is provisional and must not be referred to publicly until confirmed by DHSC at 1400. Chinese death and case data is almost certainly underreported.)



Source: UK Government Covid-19 Dashboard
Data as at 03/05/20 22:00

**This data cannot be shared or
referenced outside of Welsh Government**

INQ000048973_0009

Cases & Deaths

Health & Social Care

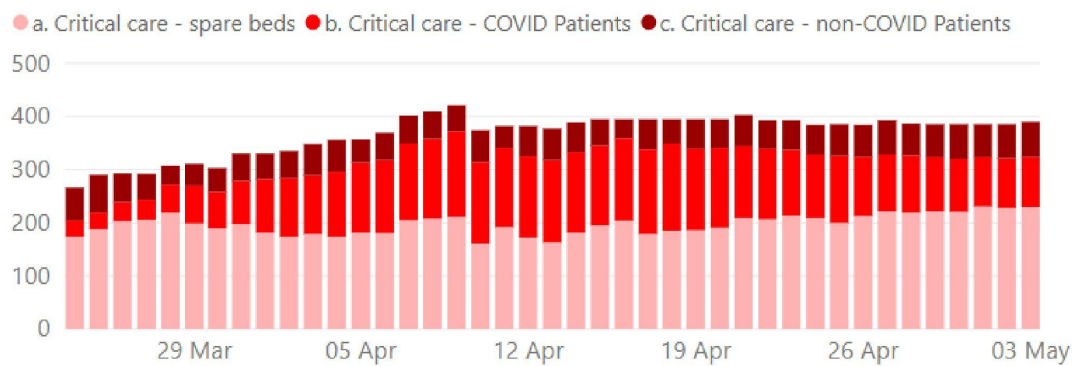
Shielded & Vulnerable People

Attitudes & Behaviours

Economy & Labour Market

Public Services

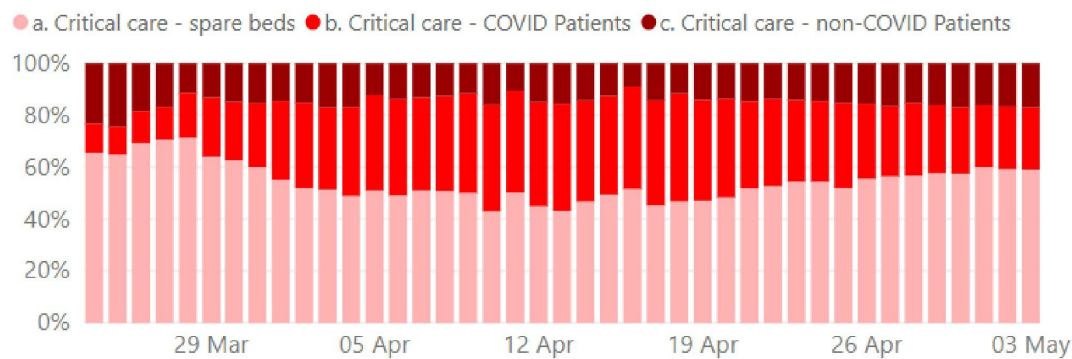
Number of critical care beds by use



The number of COVID-19 patients in critical care has continued to fall over recent days.

As at 3rd May, 24% of critical care beds were occupied by COVID-19 patients. An increasing share of critical care beds are spare.

Percentage of critical care beds by use



Source: NHS Wales Informatics Service (NWIS)
Data as at 03/05/20

Note: Field hospitals are included from 21 April 2020
Community hospitals are included from 23 April 2020

INQ000048973_0010

Cases & Deaths

Health & Social Care

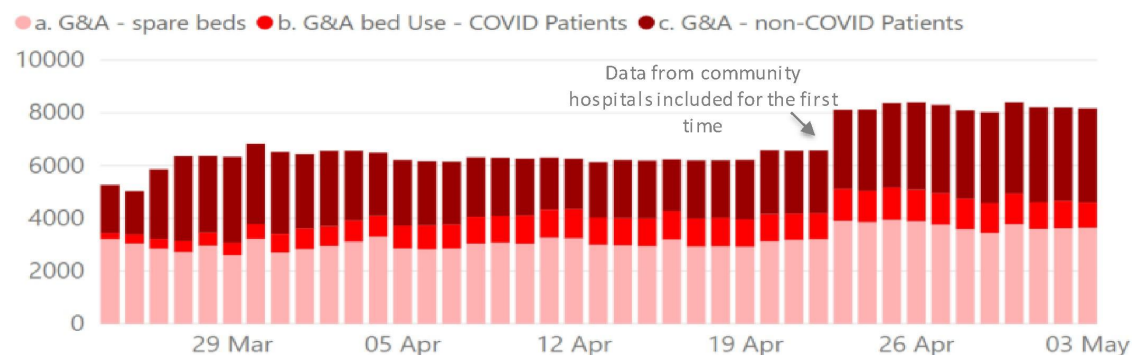
Shielded & Vulnerable People

Attitudes & Behaviours

Economy & Labour Market

Public Services

Number of General & Acute beds by use

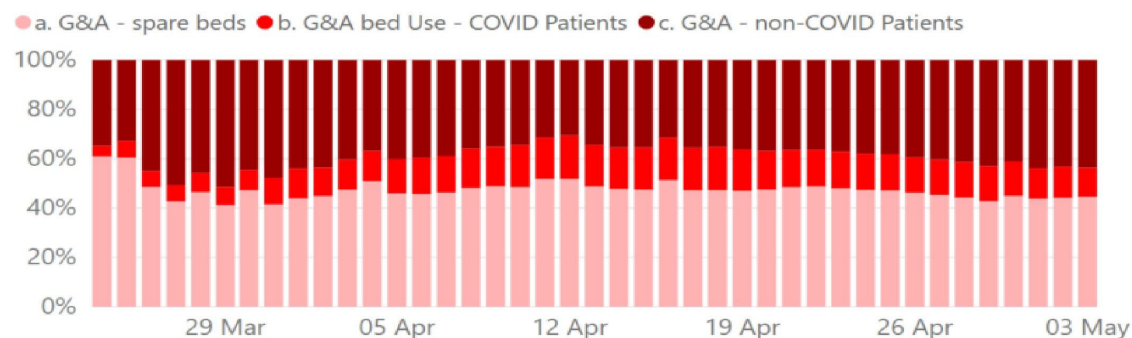


Over the last few days, the proportion of spare general and acute beds has remained steady at around 44%.

The proportion of COVID-19 patients in general and acute beds has remained steady at around 12% over the last few days.

The increase in general & acute beds from the 23/04/2020 is a result of including community hospitals figures.

Percentage of General & Acute beds by use



Source: NHS Wales Informatics Service (NWIS)
Data as at 03/05/20

Note: Field hospitals are included from 21 April 2020
Community hospitals are included from 23 April 2020

INQ000048973_0011

HOSPITALISATIONS AND ADMISSIONS

Cases & Deaths

Health & Social Care

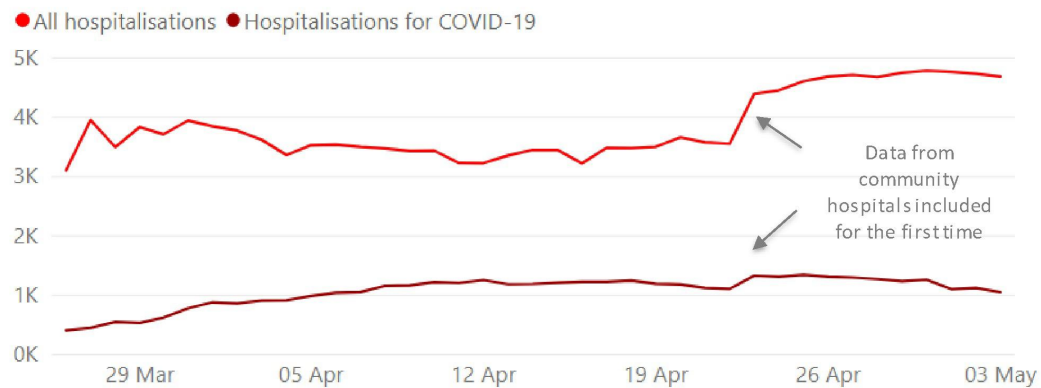
Shielded & Vulnerable People

Attitudes & Behaviours

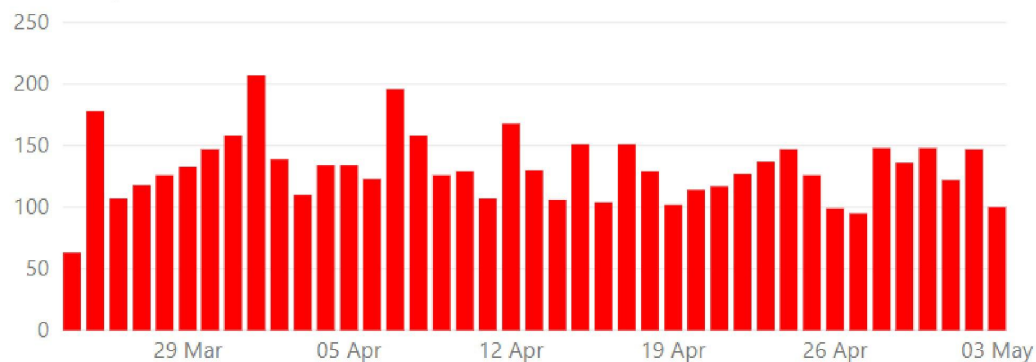
Economy & Labour Market

Public Services

Total number of hospitalisations



New daily admissions related to COVID-19



After a period of stabilisation, the number of patients currently hospitalised as a result of COVID-19 is beginning to fall slightly. This represents 22% of all hospitalisations.

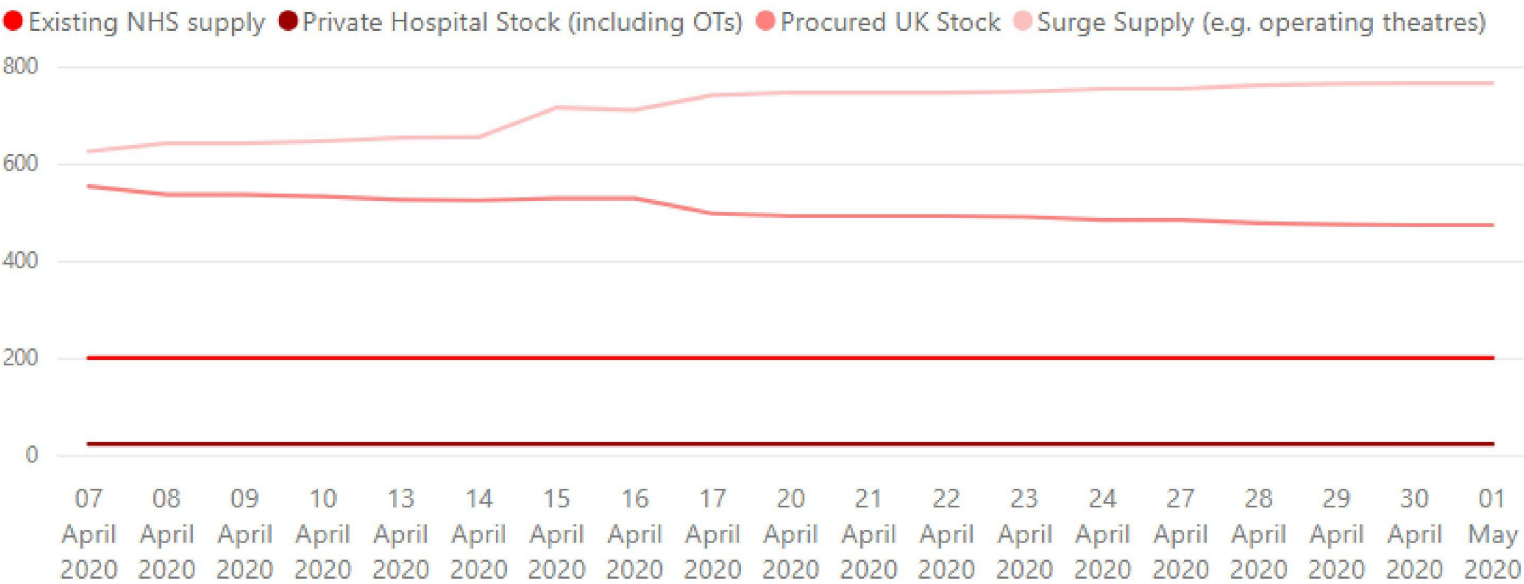
The number of new daily admissions with suspected or confirmed COVID-19 has increased over the last few days, but this data can be volatile.

Source: NHS Wales Informatics Service (NWIS)
Data as at 03/05/20

Note: Field hospitals are included from 21 April 2020
Community hospitals are included from 23 April 2020

INQ000048973_0012

Number of ventilators by type



Source: NHS Wales Shared Services Partnership
Data as at 01/05/20

Cases & Deaths

Health & Social Care

Shielded & Vulnerable People

Attitudes & Behaviours

Economy & Labour Market

Public Services

Daily tests carried out

● Number of tests



PHW testing time stamps changed on 08/04/20 from 07:00 to 13:00

Data for 08/04/20 includes 24 hrs to 07:00 on 08/04/20 plus an additional 6hr to 13:00 on 08/04/20

The highest number of tests carried out so far in a day was **1,438** on 01/05/20

At 02/05/20:

- Tests capacity – **2,100**. This increased from 1,800 on 28 April
- Tests Carried out – **1,198**. This is 20% lower than the previous day.
- A lower number of tests appear to be reported following weekends and public holidays.
- Detailed information on who has been tested and where is available on the [Welsh Government website](#).

Source: Public Health Wales
Data as at 02/05/20 at 13:00

Health & Social Care NHS STAFF ABSENCE

[Return to
Summary](#)

Cases & Deaths

Health & Social Care

Shielded & Vulnerable People

Attitudes & Behaviours

Economy & Labour Market

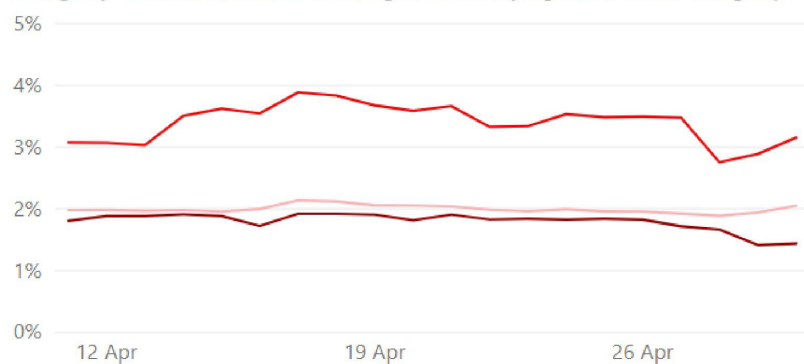
Public Services

Percentage point difference in NHS staff sickness - 2020 vs same day in 2019



% COVID-19 sickness absence, by staff group

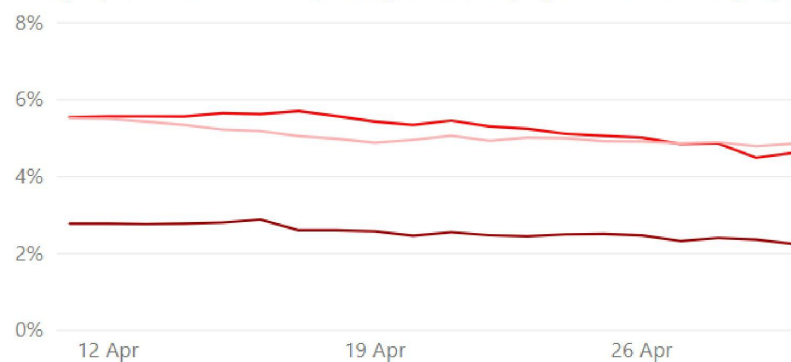
Staff group ● Medical and dental ● Nursing and midwifery registered ● Other staff groups



- Since mid-April, the difference in sickness absence rates amongst all NHS staff against the same period last year has been gradually decreasing.
- There is a higher rate of reported COVID-19 sickness amongst registered nurses and midwives compared to other staff groups.

% self-isolation, by staff group

Staff group ● Medical and dental ● Nursing and midwifery registered ● Other staff groups



Source: Daily returns from Local Health Boards and Trusts
Data as at 30/04/20

Cases & Deaths

Health & Social Care

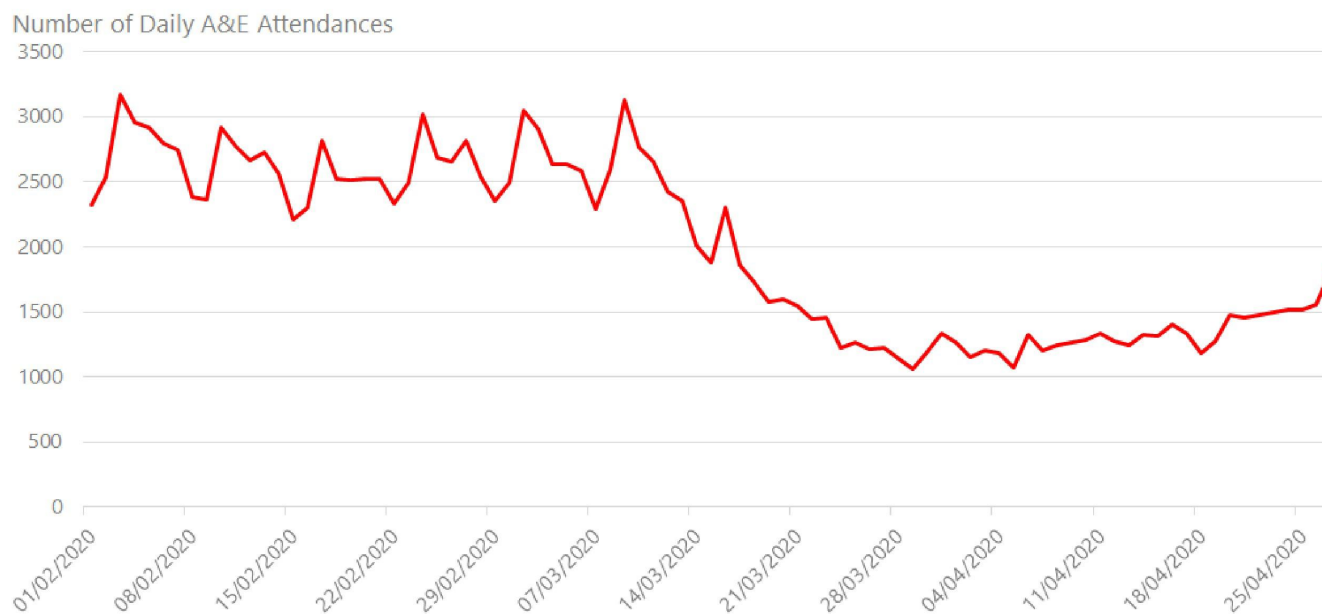
Shielded & Vulnerable People

Attitudes & Behaviours

Economy & Labour Market

Public Services

Daily average attendances at emergency departments have reduced by 49% in April when compared to the average daily figures for February prior to the outbreak of COVID-19. However data from more recent days suggests they are beginning to creep back up again.



Source: NHS Wales Informatics Service (NWIS)
Data as at 27/04/20

Note: Includes attendances to both major and minor hospitals
Data comes from management information and may differ from official statistics.

INQ000048973_0016

Cases & Deaths

Health & Social Care

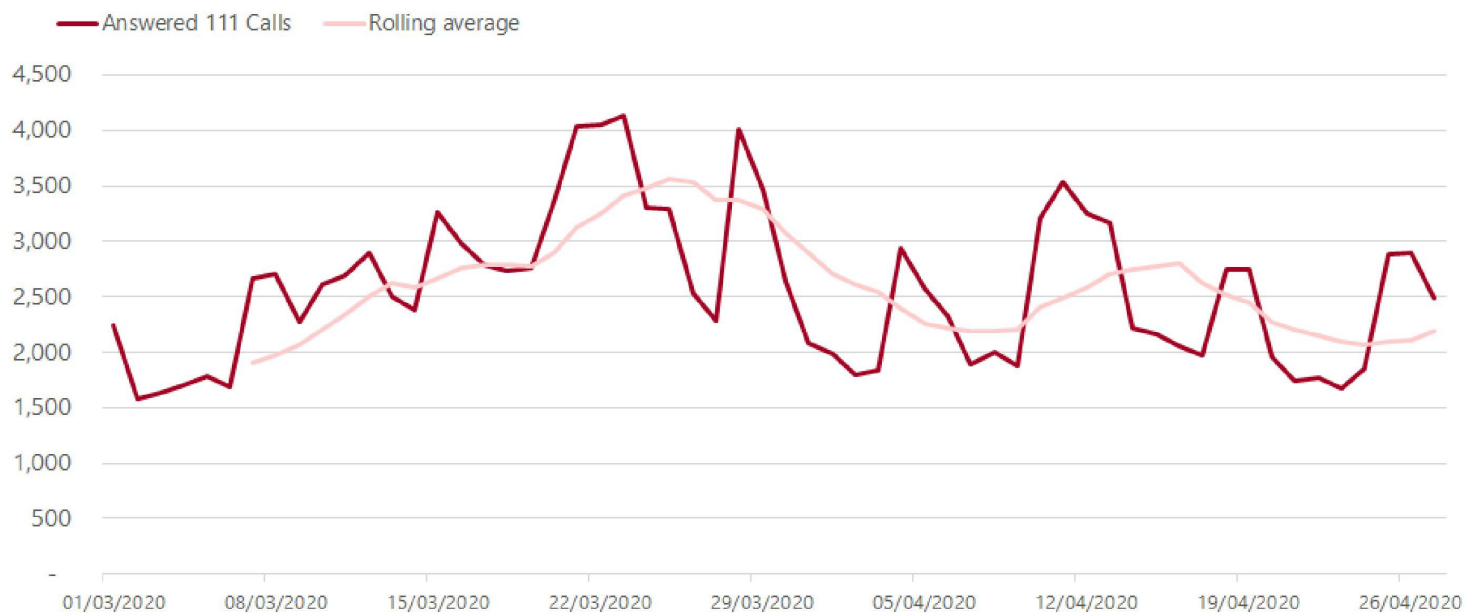
Shielded & Vulnerable People

Attitudes & Behaviours

Economy & Labour Market

Public Services

Answered 111 Calls



- The number of 111 calls appears to be falling from the peak in late March. The daily average number of 111 calls answered was 14% lower in April than in March.
- A higher number of 111 calls are answered over weekends. In April, a third of calls were answered on a Saturday or a Sunday.

Note: 111 has been launched across Wales in response to COVID19

Source: NHS Wales Informatics Service (NWIS)

Data as at 27/04/20

COVID-19 CASES IN SOCIAL CARE SERVICES

[Return to
Summary](#)

Cases & Deaths

Health & Social Care

Shielded & Vulnerable People

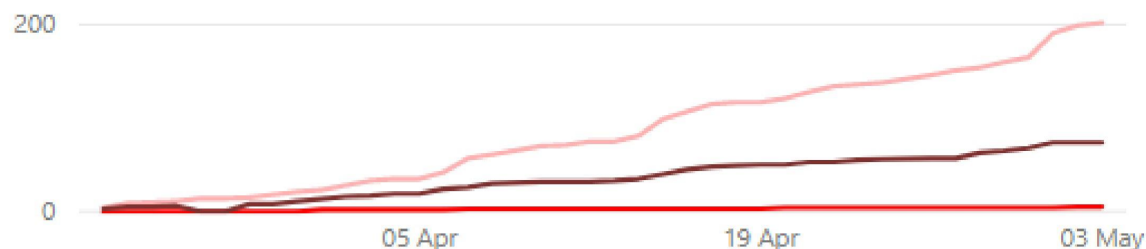
Attitudes & Behaviours

Economy & Labour Market

Public Services

Count of care homes with one or more confirmed case of COVID19

● Adult care homes ● Children's care homes ● Domiciliary services



The number of adult care homes with confirmed cases of COVID-19 has been rising steadily since data was first collected on 23 March.

As at 3rd May, **202** adult care homes and **5** children's care homes have reported confirmed cases of COVID-19. This represents around **19%** of adult homes and **2%** of children's homes*.

14% of domiciliary care services have reported cases of COVID-19 in either staff or service users.

Source: Care Inspectorate Wales
Data as at 12:00 03/05/20

* Figures for adult homes include 3 combined adult and children's care homes with no reported cases.

INQ000048973_0018

NOTIFICATIONS OF DEATHS OF ADULT CARE HOMES RESIDENTS

[Return to
Summary](#)

Cases & Deaths

Health & Social Care

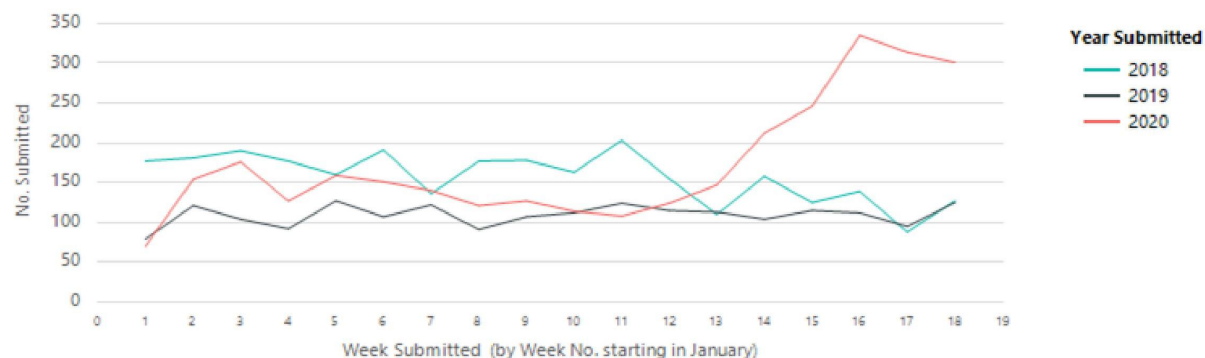
Shielded & Vulnerable People

Attitudes & Behaviours

Economy & Labour Market

Public Services

Notifications of Service User Deaths received from Adult Care Homes



Care Provided	01/03/2020 - 02/05/2020	01/03/2019 - 02/05/2019	01/03/2018 - 02/05/2018
With Nursing	1,350	671	798
Without Nursing	551	337	493
Total	1,901	1008	1,291

Data is based on notifications of service user deaths received by CIW from adult care homes which relate to their residents. The location of death may be in the care home, in hospital or another location. Data is based on the date of the notification rather than the date of death and relates to death from any cause, not just COVID-19.

- CIW have been notified of 1,901 deaths in adult care homes residents since the 1st March 2020. This covers deaths from all causes, not just COVID-19.
- This is 89% higher than the number of deaths reported for the same time period last year, and 47% higher than for the same period in 2018.
- 71% of total deaths since 1st March 2020 were for residents receiving care with nursing.
- CIW were notified of 9 deaths of adult care homes residents on 02/05/20.

Source: Care Inspectorate Wales

Data as at 23:59 02/05/20

SOCIAL CARE SERVICES – LOCAL AUTHORITY DATA

[Return to
Summary](#)

Cases & Deaths

Health & Social Care

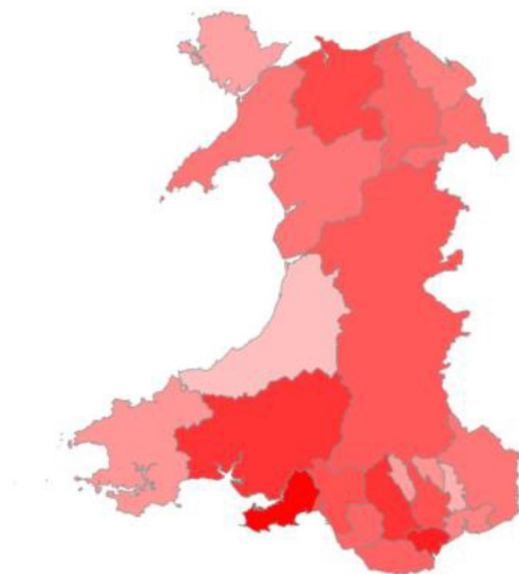
Shielded & Vulnerable People

Attitudes & Behaviours

Economy & Labour Market

Public Services

Number of care homes with possible or confirmed cases of COVID19 by LA



LA	Confirmed	Possible	Total
Blaenau Gwent	7	7	14
Bridgend	9	15	24
Caerphilly	13	17	30
Cardiff	16	22	38
Carmarthenshire	5	32	37
Ceredigion	0	3	3
Conwy	8	23	31
Denbighshire	4	21	25
Flintshire	6	12	18
Gwynedd	8	13	21
Isle of Anglesey	3	7	10
Merthyr Tydfil	4	7	11
Monmouthshire	8	13	21
Neath Port Talbot	7	23	30
Newport	9	9	18
Pembrokeshire	3	10	13
Powys	8	20	28
Rhondda Cynon Taf	10	27	37
Swansea	17	32	49
Torfaen	2	5	7
Vale of Glamorgan	11	15	26
Wrexham	6	14	20
Total	164	347	511

The table shows the total number of care homes and fostering services with one or more confirmed or suspected cases, broken down by local authority. Domiciliary services cannot be broken down by local authority so are not included here.

Future iterations of the monitor will aim to include this as a percentage of all care services in the local authority in order to provide further context.

Source: Care Inspectorate Wales
Data as at 12:00 29/04/20

Shielded & Vulnerable People SHIELDED POPULATION

[Return to
Summary](#)

Cases & Deaths

Health & Social Care

Shielded & Vulnerable People

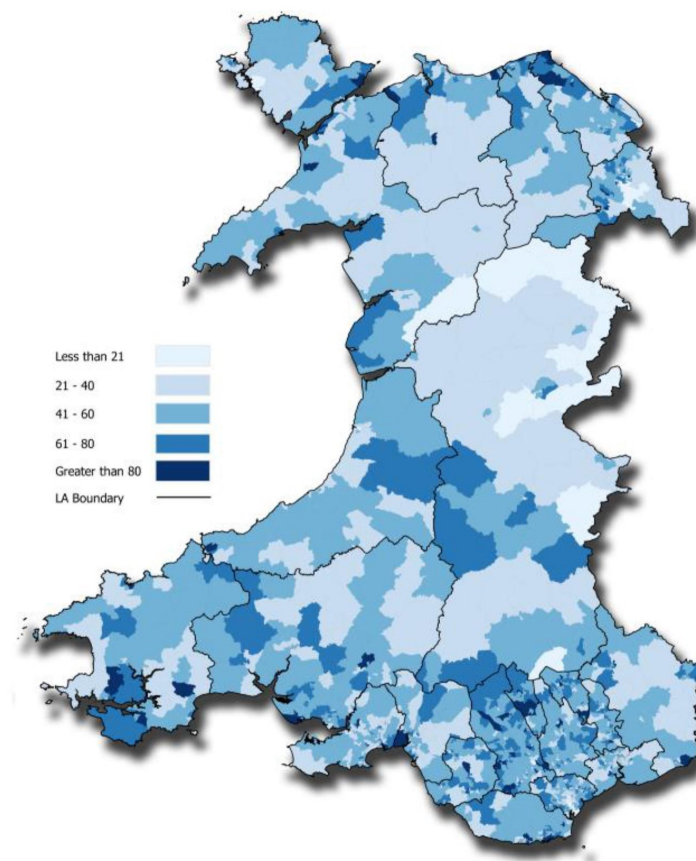
Attitudes & Behaviours

Economy & Labour Market

Public Services

- **92,600** people in Wales are within the shielded population, which is **3%** of the total population
- This includes 6,900 patients added to the original shielded list (GP additions) up to 27 April
- Over 40% are aged 70+ and two-thirds are aged 60+
- Only 11% are aged under 40
- LA shares range from 2.2% in Ceredigion to 10% in Cardiff
- Numbers within each small area (LSOA) range from 2 to 107 people, with an average of 48
- The shielded population are slightly more likely than average to reside in the most deprived areas of Wales
- Over 10 thousand people are *both* in the shielded population *and* live in the 10% most deprived areas of Wales

Shielded Population (as at 27/04/2020) by
Census Lower Super Output Area (LSOA)



This map is reproduced from Ordnance Survey material with the permission of Ordnance Survey on behalf of the Controller of Her Majesty's Stationery Office (C) Crown Copyright. Unauthorised reproduction infringes Crown copyright and may lead to prosecution or civil proceedings. Welsh Government, Licence Number: 100027656 (2020).
All other text is reproduced from Ordnance Survey material with the permission of Ordnance Survey on behalf of the Controller of Her Majesty's Stationery Office (C) Crown Copyright. Unauthorised reproduction infringes Crown copyright and may lead to prosecution or civil proceedings.

INQ000048973_0021

Source: WG analysis of NHS data

Data as at: 27/04/20

Cases & Deaths

Health & Social Care

Shielded & Vulnerable People

Attitudes & Behaviours

Economy & Labour Market

Public Services

Food parcel orders submitted to suppliers:

- **9,365** up to 4 May
- Includes 400 submitted over the weekend
- Considerable variation between LAs
- Orders as a percentage of the shielded list is **10%** overall, highest for Merthyr Tydfil (41%) and Ceredigion (32%)

Attempted deliveries:

- **16,279** up to 30 April (8,255 were redeliveries)
- **98%** handed to resident or left on doorstep

Orders by Local Authority		
Local Authority	Orders to 4/5	Orders as % of shielded
Isle of Anglesey	87	4%
Gwynedd	741	21%
Conwy	117	3%
Denbighshire	132	4%
Flintshire	177	4%
Wrexham	173	4%
Powys	488	16%
Ceredigion	636	32%
Pembrokeshire	1,053	27%
Carmarthenshire	508	9%
Swansea	370	6%
Neath Port Talbot	133	3%
Bridgend	161	3%
Vale of Glamorgan	324	8%
Rhondda Cynon Taf	898	10%
Merthyr Tydfil	905	41%
Caerphilly	163	3%
Blaenau Gwent	293	11%
Torfaen	221	8%
Monmouthshire	92	4%
Newport	414	10%
Cardiff	1,279	14%
	9,365	10%

Shielded & Vulnerable People DISCRETIONARY ASSISTANCE FUND

[Return to
Summary](#)

Cases & Deaths

Health & Social Care

Shielded & Vulnerable People

Attitudes & Behaviours

Economy & Labour Market

Public Services

Between 18 March and 30 April:

9,540 COVID-19 related
Emergency Assistance Payments,
with a total paid value
of **£590,520**

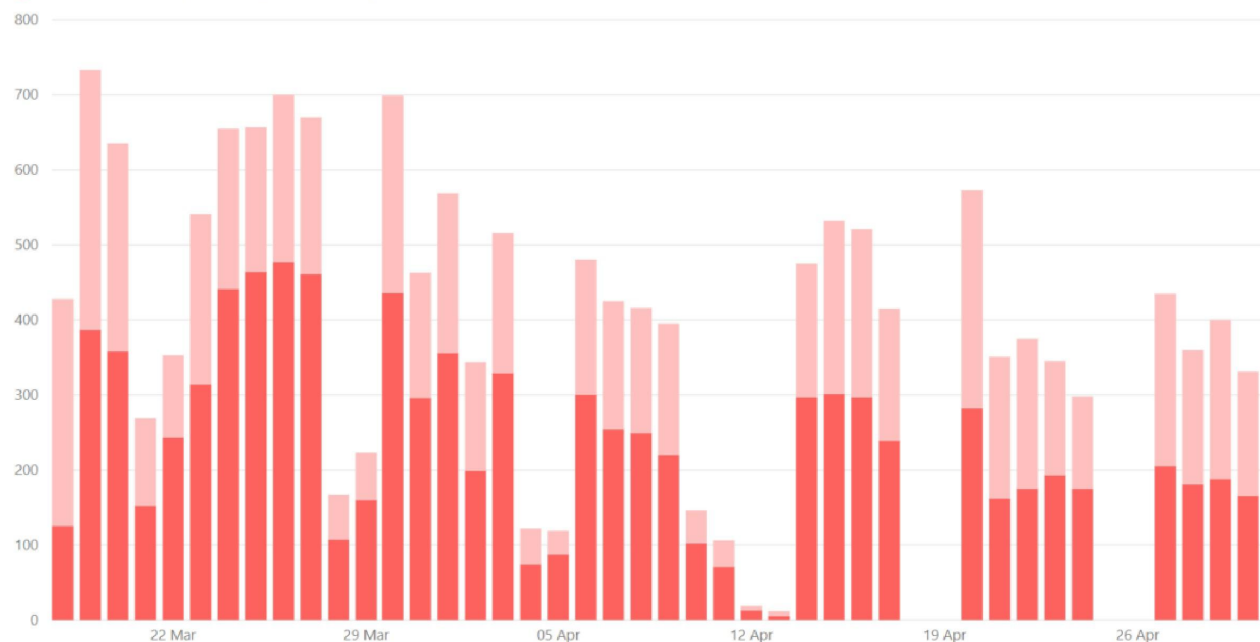
Recording started on 18 March. COVID-19 related reasons applicants are presenting include

- Having to stop or reduce work
- Delay to benefit claim
- Increased energy/food costs (family at home)

To date, the increase in claims is partly due to more frequent applications by people who have previously claimed EAPs.

Daily number of Emergency Assistance Payments

● a. Covid-19 related EAP payments ● b. Normal EAP payments



Source: Welsh Government
Data as at 30/04/20

INQ000048973_0023

Cases & Deaths

Health & Social Care

Shielded & Vulnerable People

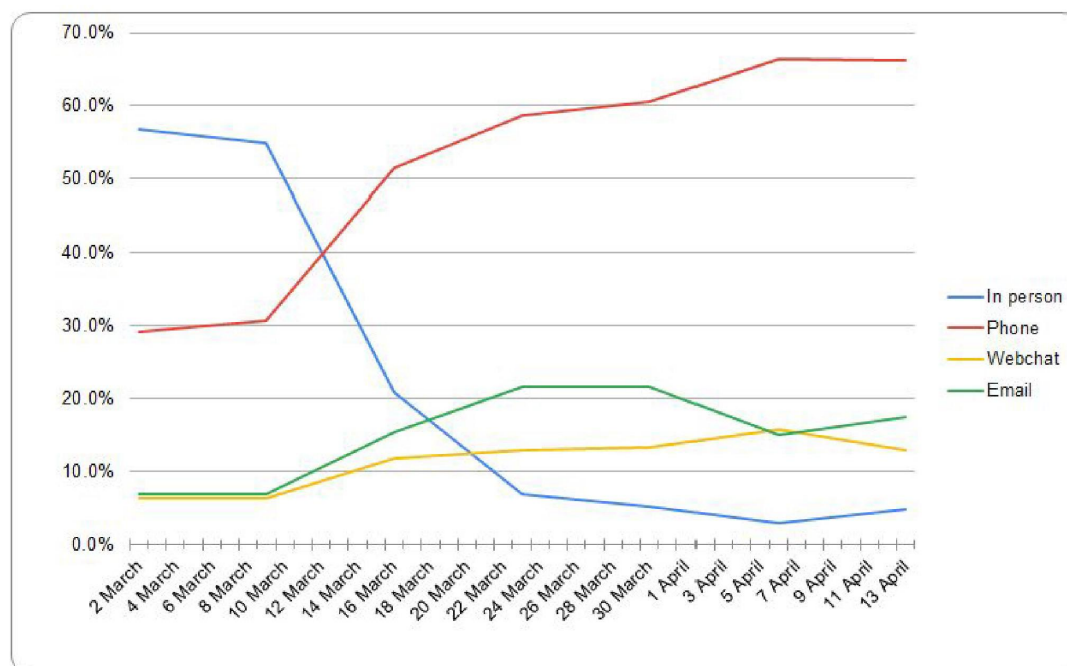
Attitudes & Behaviours

Economy & Labour Market

Public Services

- Nearly 2,300 people across Wales were helped by Citizens Advice in the 4 day week commencing 13th April.
- In total, **3,663** clients have had issues that relate to coronavirus since 16th March. This figure has increased by a further **20%** in the past week, which shows a more gradual rise than in previous weeks.
- Proportion of clients receiving advice over the phone has increased significantly in last few weeks. In w/c 13th April, two thirds of clients (66%) received advice over the phone, compared with 29% at beginning of March.
- Since the beginning of March, Citizens Advice have doubled the number of people they help by telephone, webchat and email in Wales.

Figure 1: Proportion of clients helped through different channels since w/c 24 February 2020



Source: Citizens Advice
Data as at w/c 13th April

Cases & Deaths

Health & Social Care

Shielded & Vulnerable People

Attitudes & Behaviours

Economy & Labour Market

Public Services

Advice topics since w/c 16th March:

Coronavirus Tags: Type of advice	Number of clients	% related to coronavirus
Benefits Universal Credit	1779	48.6%
Benefits & tax credits	1345	36.7%
Employment	1110	30.3%
Debt	236	6.4%
Other	340	9.3%
Financial services & capability	382	10.4%
Housing	147	4.0%

Emerging Issues

Food banks: The number of people Citizens Advice have referred to foodbanks for urgent food supplies has double in the last month. This is also 111% higher than the same period last year.

Pensions: not been processed as quickly as required

Application decisions: not receiving decisions on their benefit applications in the expected time frame.

Statutory Sick Pay: Some clients who are self-isolating with symptoms of Coronavirus have been refused SSP. There's been some misunderstandings of the Job Retention Scheme with some employers saying to clients that they would be paid 80% of SSP not 80% of their wage.

THIRD SECTOR COVID-19 RESPONSE FUND

[Return to
Summary](#)

Cases & Deaths

Health & Social Care

Shielded & Vulnerable People

Attitudes & Behaviours

Economy & Labour Market

Public Services

The [Welsh Government Third Sector Covid-19 Response Fund](#) supports three areas of activity:

- **Third sector resilience fund** - The fund helps charities and third sector organisations financially through the crisis: by providing direct financial support for third sector organisations which need help to get through this crisis and by paying their bills and easing cash-flow. Over £2.1m has been applied for through this fund.
- **Voluntary services emergency fund** - the fund helps volunteers and volunteering services by supporting third sector organisations in the community who are co-ordinating the massive volunteer response seen across Wales, helping them to pay the out of pocket expenses of their volunteers. Over £3.8m has been applied for through this fund.
- **Third sector infrastructure enabling fund** – data not yet available.

Emergency Volunteering Fund				Resilience Fund		
	Last Reported - 29/04/2020	Current Data	Increase / decrease	Last Reported - 29/04/2020	Current Data	Increase / decrease
Orgs Viewing/Starting Applications	288	294	6	220	230	10
Applications Submitted	90	97	7	49	50	1
Rejected	12	12	0	3	3	0
Approved	25	27	2	6	9	3
£ applied for	£3,561,391	£3,817,003	£255,612	£1,903,524	£2,070,400	£166,876
£ offered	£1,178,887	£1,278,595	£99,708	£230,000	£399,942	£169,942
£ paid	£ 648,086	£648,086	£ -	£82,800	£82,800	£ -

Source: Volunteering Wales
Data as at 30/04/20

Cases & Deaths

Health & Social Care

Shielded & Vulnerable People

Attitudes & Behaviours

Economy & Labour Market

Public Services

The Live Fear Free Helpline provides help and advice about violence against women, domestic abuse and sexual violence

Weekly comparisons:

	No. Calls	Webchat	Text	Email enquiries
w/c 23/3	397	14	4	2
w/c 30/3	361	33	6	3
w/c 6/4	449	32	15	5
w/c 13/4	420	32	8	3
w/c 20/4	557	31	11	2

Monthly comparisons:

	CALLS	TEXTS	CHAT	EMAILS
Feb 2019	2,243	5	255	15
Feb 2020	2,246	28	74	8
March 2019	2,505	3	400	19
March 2020	2,115	18	78	7

- The number of calls to the helpline in March 2020 is 16% lower compared to March 2019 and the total number of contacts is 24% lower.
- The number of calls increased w/c 20th April by 33% compared to the week prior.
- Helpline Support Workers report the drop in call numbers in April seems to be somewhat due to local services not diverting calls to the helpline when they are busy/out as staff are now working from home and able to cover calls, so demand maybe being dealt with elsewhere.
- The drop in webchat use compared to 2019 is partly due to the introduction of new GDPR consent that is thought to be putting people off clicking through.

Violence prevention unit data (reported at 13/04/20):

- Refuge (English helpline): Since March 30th – 25% increase in calls
- National domestic abuse website: Since March 30th - 150% increase in visits to the site

Shielded & Vulnerable People VIOLENT CRIME

Return to
Summary

Cases & Deaths

Health & Social Care

Shielded & Vulnerable People

Attitudes & Behaviours

Economy & Labour Market

Public Services

Reported levels of violence since 8th April 2020:

Domestic violence and abuse

- Police recorded
 - % change from last month/same point last year
 - Health recorded own home/partner related assault attendances at A&E
 - % change from last month/same point last year
 - Third sector service demand
 - Availability of rooms in refuges
- An overall decrease in domestic abuse occurrences across Wales in the month of March when compared to the same period last year. This decrease has ranged from 12%-17% of domestic abuse incidents reported by the four police forces.
 - Swansea Bay UHB report a 30% decrease;
 - Cwm Taf UHB report no change
 - Since March 30th 25% increase in calls (*Refuge*) & 150% increase in visits to the national domestic abuse website www.nationaldahelpline.org.uk
 - Live Fear Free, the Welsh Government Helpline, reports a 24% reduction in the numbers of contacts in Mar 2020 (compared to the same period as last year, Mar 2019)
 - 11% of refuge rooms across Wales are currently available (18/170)

Sexual violence and abuse

Domestic homicide

- Press article
- Apr 15th : 'Counting Dead Women' a project that records the killing of women by men in the UK has identified at least 16 killings of women and children between 23rd March – 12 April. Figures have more than doubled when compared to the same time period over the last 10-years.

Child abuse/CSAE

- Police ROCU
- March 2020, **582** occurrences created by the 4 Welsh forces which involve sexual offence crimes towards children under the age of 18.

Source: Violence Prevention unit
Data as at 13/04/20

INQ000048973_0028

Number of reported hate crime incidents in Wales, March 2020

	Latest figure	Change since Feb
Total	296	-5
Disability	39	8
Race	187	-6
Religion	18	9
Sexual Orientation	42	-7
Gender Identity	7	-6
Other	2	1
Unknown	1	-4

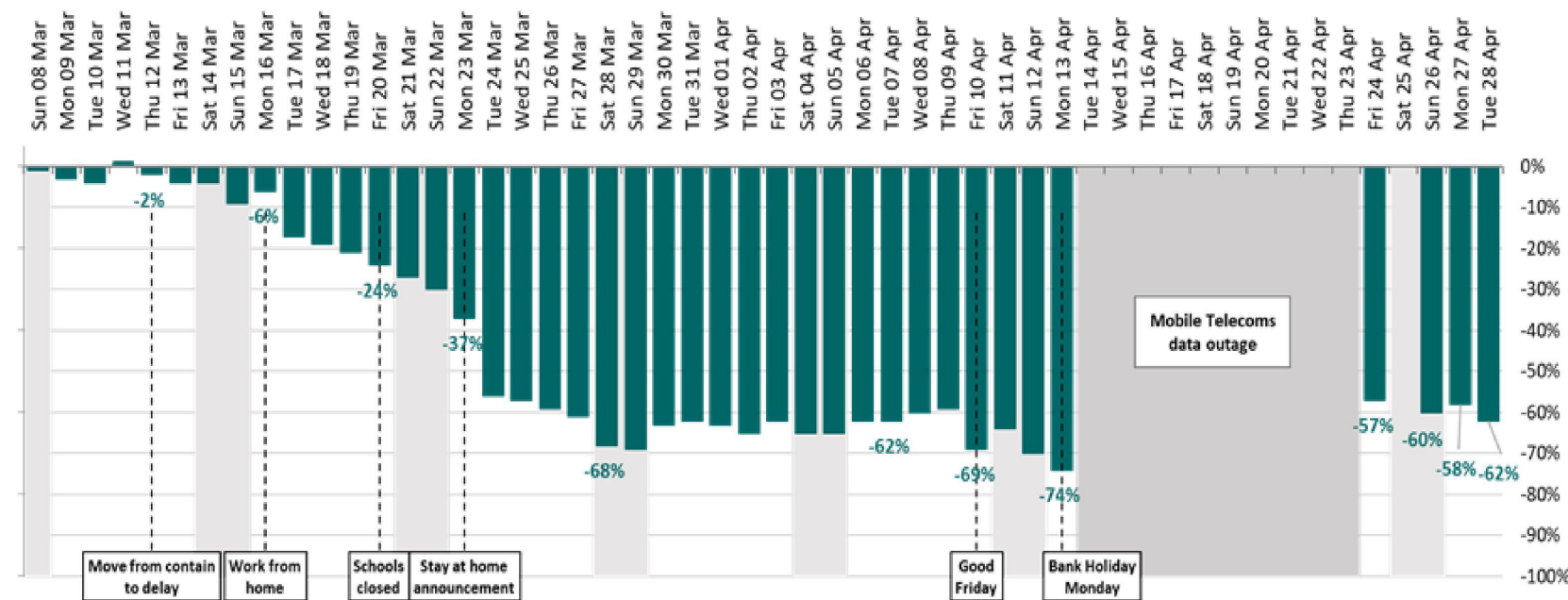
- Overall, there was a small decrease in hate crime incidents in March 2020, although there were small increases in incidents relating to disability and religion.

Notes

- Figures refer to hate crimes referred to the Hate Crime Report and Support Centre by police forces (on a victim consent basis) and those reported directly to Victim Support.
- It is not a complete record of all reported hate crime as some victims will opt not to receive support from Victim Support.
- The complete record is only published annually by the Home Office.

Source: Police forces / Victim Support
Data as at 31/03/20

Percentage change in total trips in Wales compared to first week in March



- After the stay at home announcement, the weekday reduction in total trips stabilised at around 62-63%
- The reduction is slightly greater for weekends
- We have seen a couple of days with smaller reductions recently, but Tuesday 28th April was comparable to the last Tuesday we have data for (7th April)

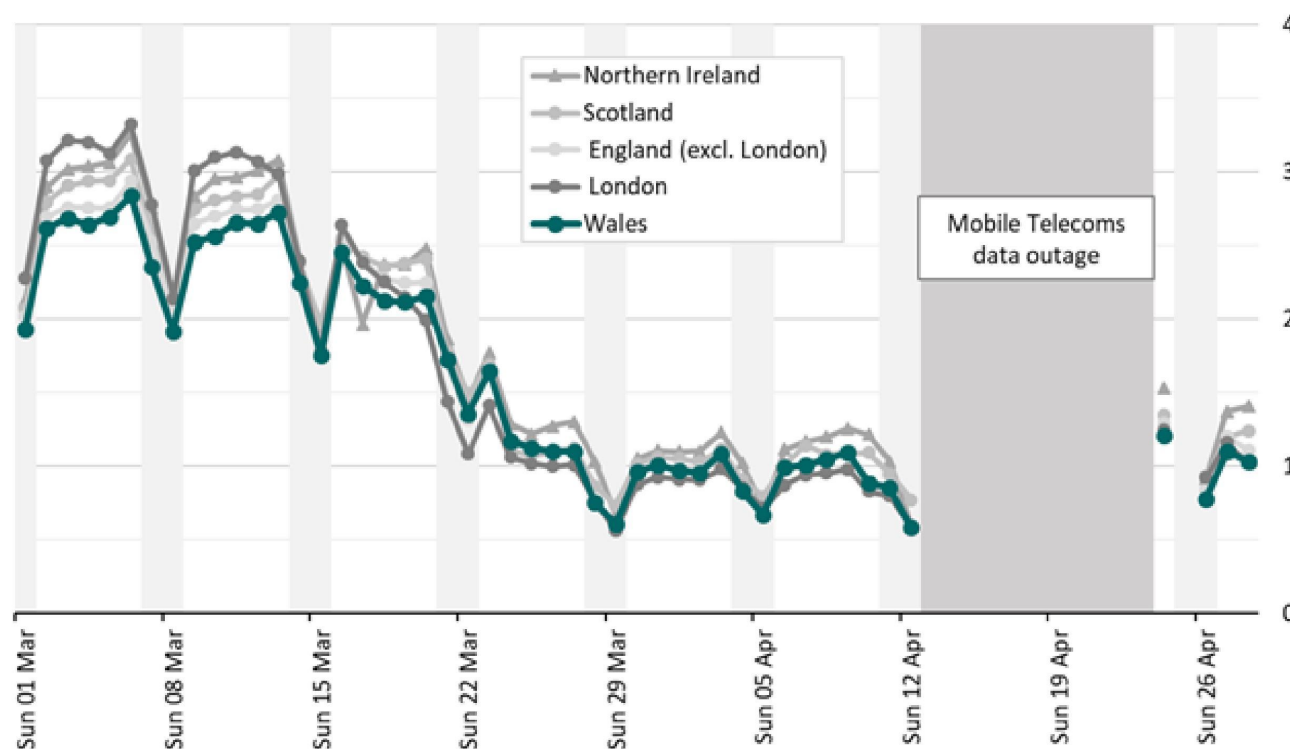
Source: Mobile phone data via Department for Transport
Data as at 28/04/20

**This data cannot be shared or
referenced outside of Welsh Government**

INQ000048973_0030

How many trips are people making on average?

Average number of trips made per person per day by region/country



- The average number of trips made per person per day has been steadily decreasing, but values have stabilised to around **1.0 trips per weekday** since around Tuesday 24th.
- There is also a clear pattern of **fewer trips per person made at the weekend**.

**This data cannot be shared or
referenced outside of Welsh Government**

INQ000048973_0031

Source: Mobile phone data via Department for Transport
Data as at 28/04/20

TRIPS – URBAN AUTHORITIES

[Return to
Summary](#)

Cases & Deaths

Health & Social Care

Shielded & Vulnerable People

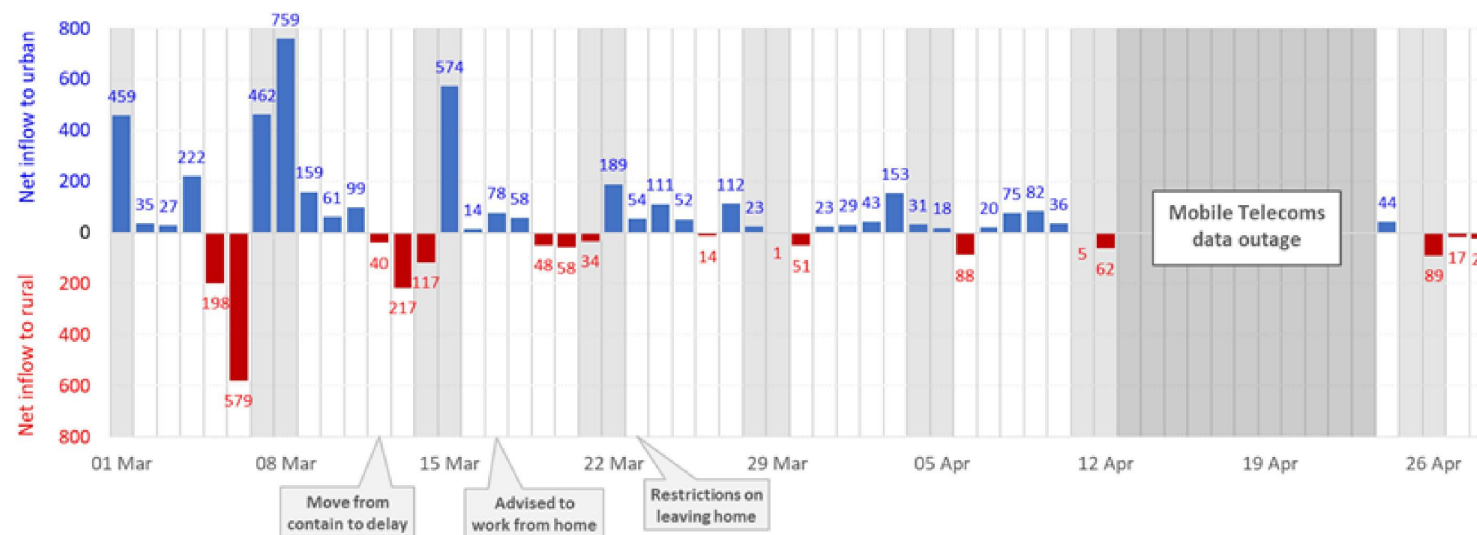
Attitudes & Behaviours

Economy & Labour Market

Public Services

Flow from Major Urban Areas - Wales only

Difference between number of trips **starting** and **ending** in urban authorities ($\leq 25\%$ rural area)



- Normal weekly pattern is a slight shift from urban-rural at weekends but less pronounced than UK-wide
- Since advice to work from home (16/3), pattern of travel has remained but significantly fewer numbers arriving/leaving urban districts.
- No mass shift as in UK wide, likely because workers live closer to work locations

Source: Mobile phone data via Department for Transport
Data as at 28/04/20

**This data cannot be shared or
referenced outside of Welsh Government**

INQ000048973_0032

TRIPS - PEOPLE MAKING JOURNEYS

[Return to
Summary](#)

Cases & Deaths

Health & Social Care

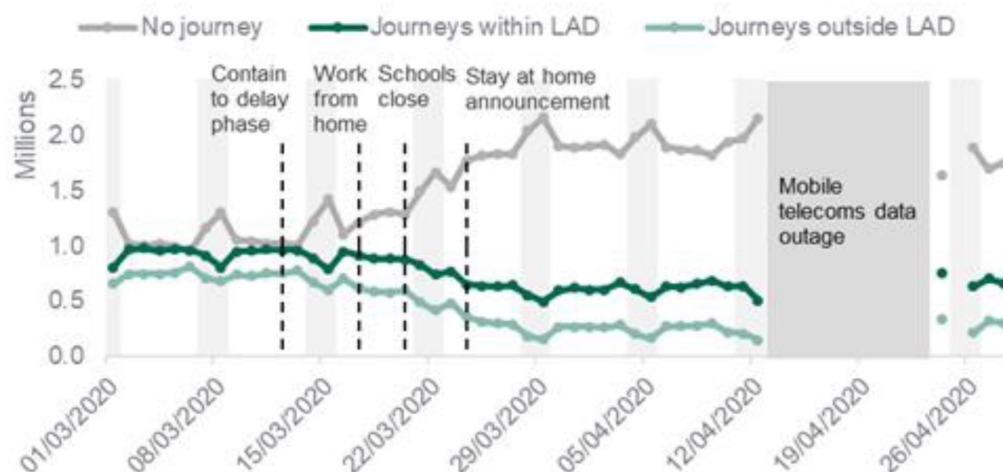
Shielded & Vulnerable People

Attitudes & Behaviours

Economy & Labour Market

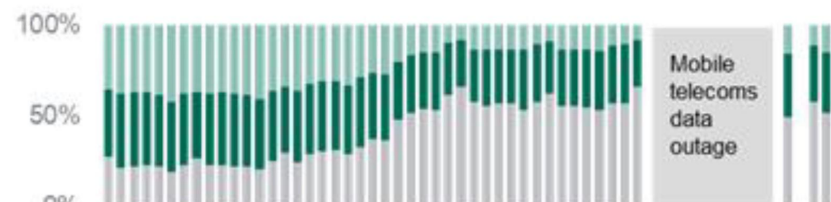
Public Services

How many people are making journeys?

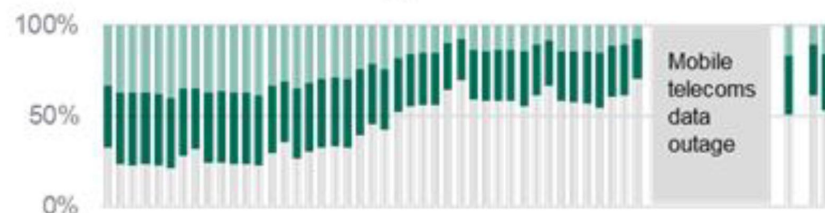


- ▶ The number of people not making any journeys has increased by 74% since the first week in March.
- ▶ The number of people making journeys has correspondingly decreased: 59% fewer are making journeys outside their own Local Authority Districts (LADs), and a shallower drop of 32% fewer making journeys within their LAD.
- ▶ Similar changes in journey patterns can be seen across all age groups.
- ▶ Those aged 65 and over made fewer journeys than younger people, and fewer longer journeys. 8% journeyed outside their LAD on Tuesday 28th, down from 26% on 3rd March, and lower than the 16% of 25-64 year olds who travelled outside their LAD.

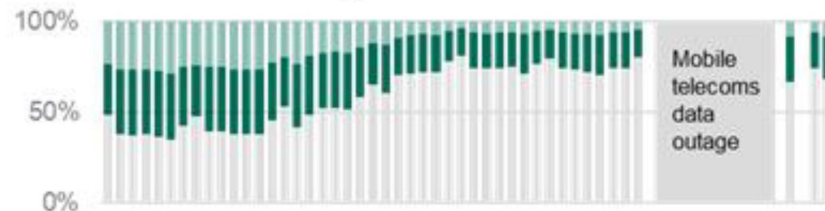
Aged 24 or less



Aged 25-64



Aged 65 and over



Source: Mobile phone data via Department for Transport
Data as at 28/04/20

WEEKLY RAIL REVENUE IN WALES

[Return to
Summary](#)

Cases & Deaths

Health & Social Care

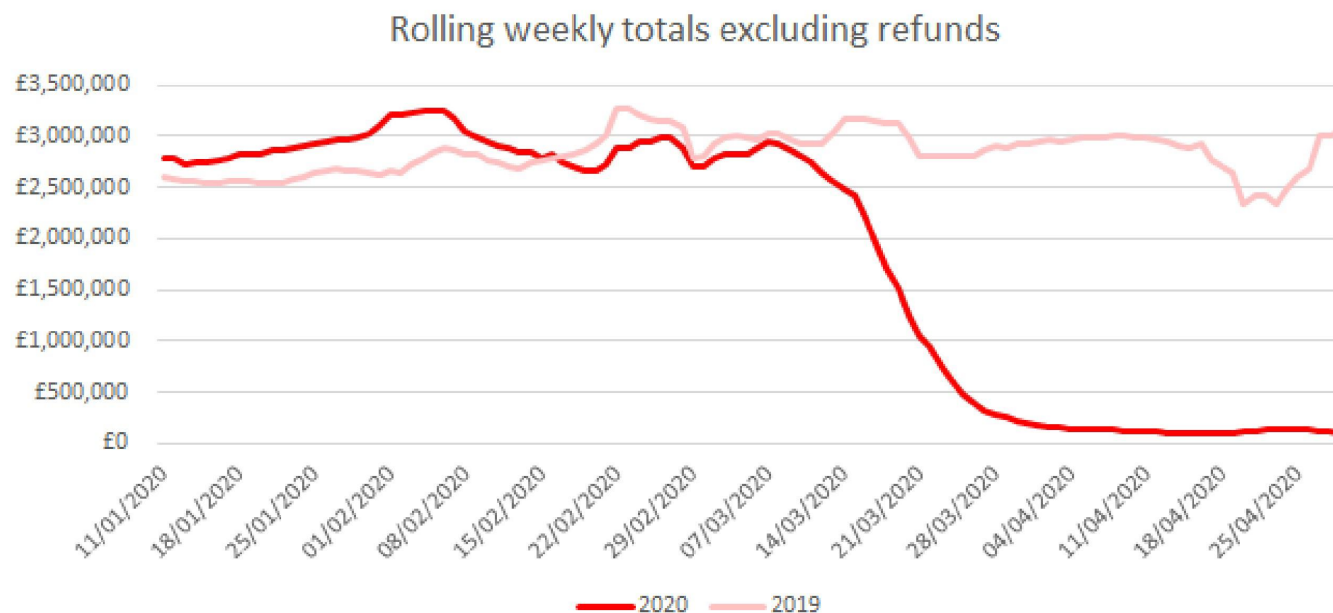
Shielded & Vulnerable People

Attitudes & Behaviours

Economy & Labour Market

Public Services

- Revenue from rail journeys in Wales fell sharply following the work from home announcement on 16th March. It has stabilised at a very low level throughout April, suggesting few trips are being made.
- After a very slight increase during the week commencing 20 April, rail sales have fallen to again stand at around 4% of 2019 levels.



Source: Department for Transport
Data as at 29/04/20

**This data cannot be shared outside of
Welsh Government**

INQ000048973_0034

Cases & Deaths

Health & Social Care

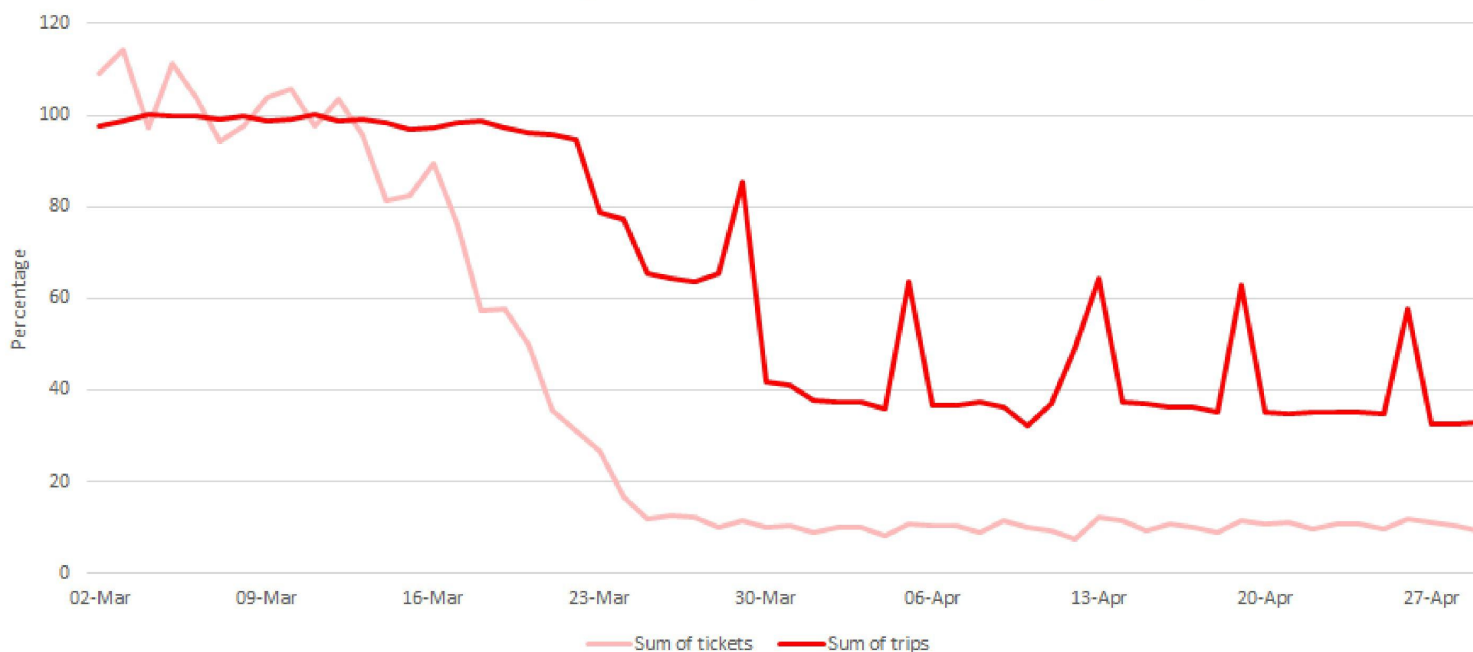
Shielded & Vulnerable People

Attitudes & Behaviours

Economy & Labour Market

Public Services

Bus ticket sales and number of trips in Wales compared with the week commencing 13 January 2020



- Much like rail journeys, bus ticket sales in Wales fell sharply following the work from home announcement on 16 March.
- The number of trips operated by bus companies has also fallen, compared to January 2020.
- The exception to this is the "peaks" seen for Sunday services. This is likely because operators already offered fewer Sunday services, compared to weekdays so the fall was less steep. This was also the case for Easter Monday.

Source: Ticketer (does not include all bus operators)
Data as at 29/04/20

Cases & Deaths

Health & Social Care

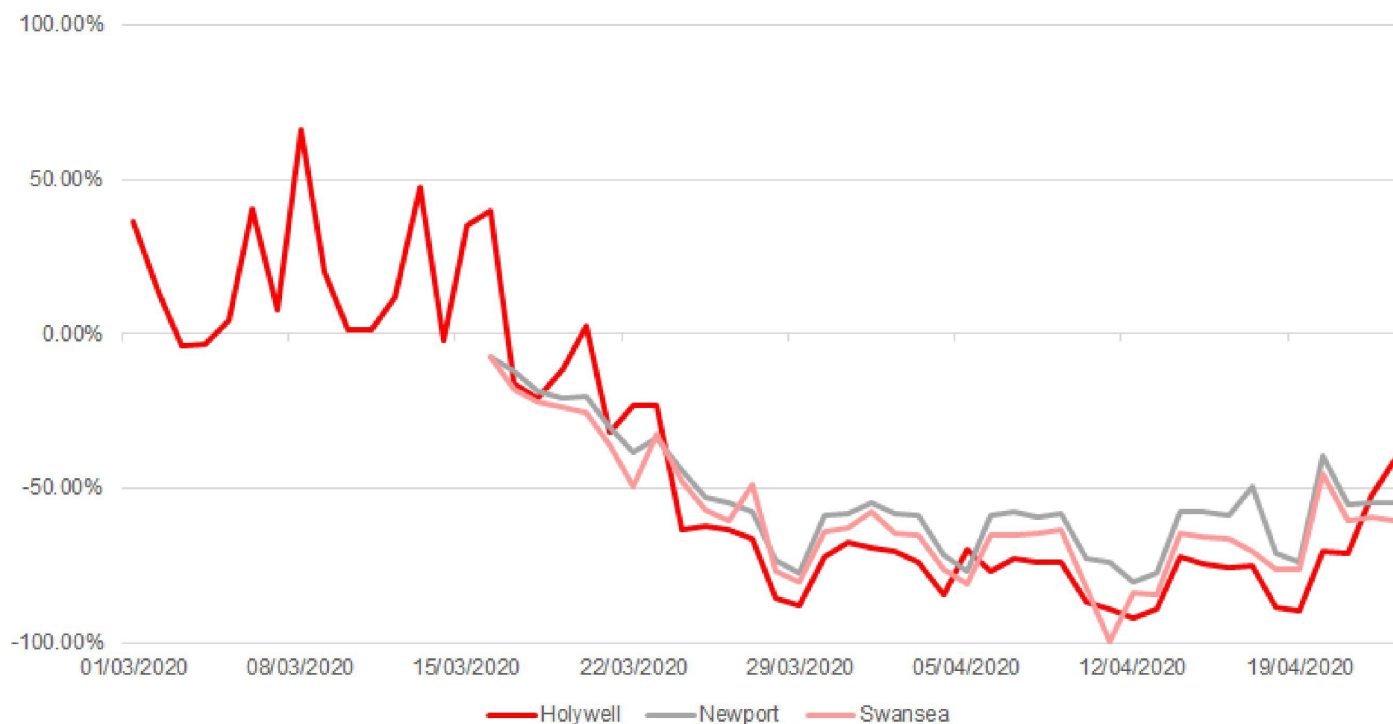
Shielded & Vulnerable People

Attitudes & Behaviours

Economy & Labour Market

Public Services

Road traffic - percentage volume drop



Data based on automatic traffic counts along two stretches of the A55 (Holywell, Flintshire) and the M4 (Newport and Swansea)

- Between the middle of March and the middle of April, traffic on the M4 fell by about 60 per cent on weekdays and about 75-80 per cent at weekends, when compared to 2019 levels.
- During this period, traffic on the A55 at Holywell and Colwyn Bay fell even further compared with 2019 levels, falling by about 70 per cent on weekdays and about 85-90 per cent at weekends.
- The week commencing 20 April saw traffic volumes beginning to increase, particularly on the A55 (Holywell).

Source: Trunk Road Agents
Data as at 23/04/20

Cases & Deaths

Health & Social Care

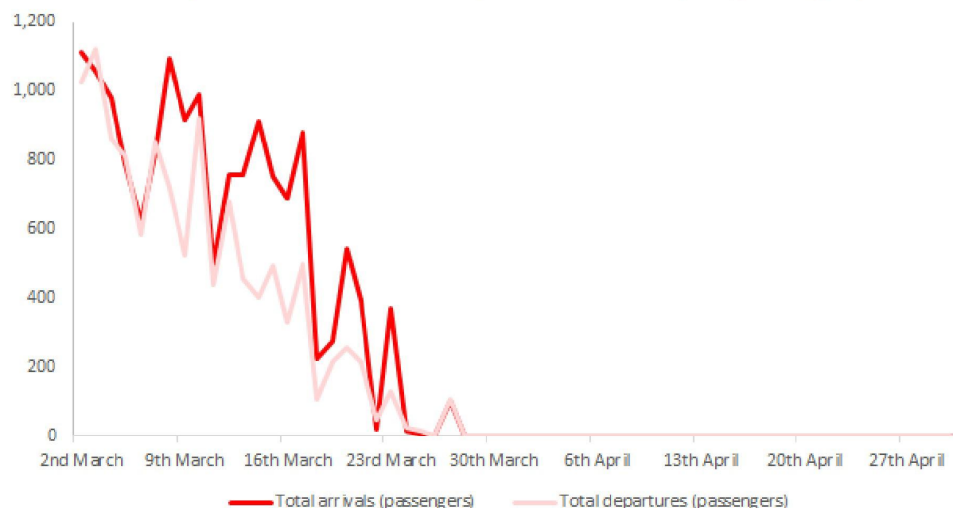
Shielded & Vulnerable People

Attitudes & Behaviours

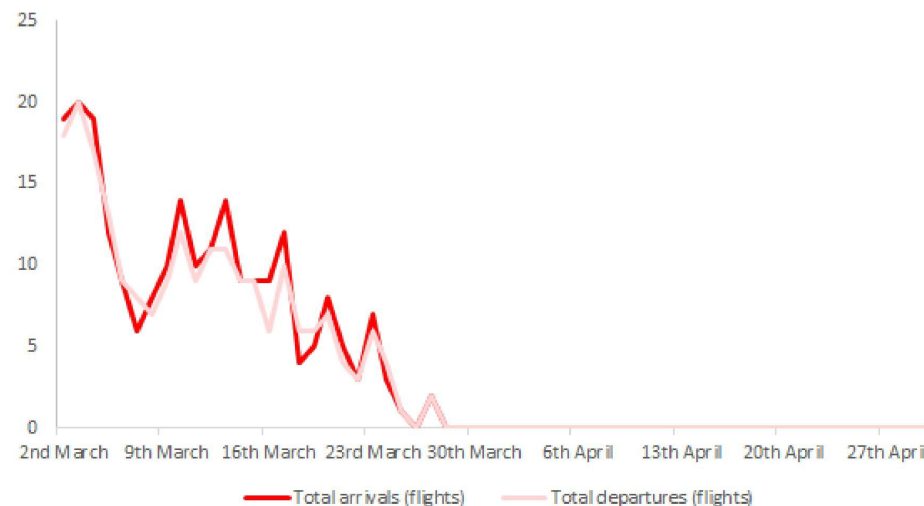
Economy & Labour Market

Public Services

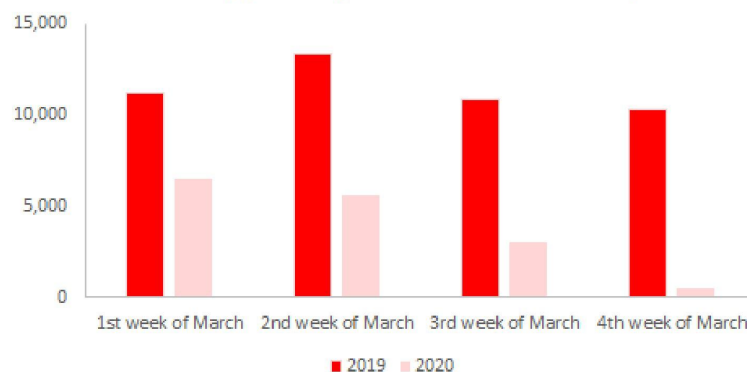
Daily commercial arrivals and departures - Cardiff airport (passengers)



Daily commercial arrivals and departures - Cardiff airport (flights)



Weekly passenger arrivals at Cardiff airport



- Flight and passenger numbers at Cardiff airport fell steeply during March.
- No commercial flights have departed from or arrived at Cardiff airport since 27 March.

**This data cannot be shared or
referenced outside of Welsh Government**

INQ000048973_0037

Source: Cardiff Airport
Data as at 30/04/20

Attitudes & Behaviours WEEKLY PORT CALLS

Return to
Summary

Cases & Deaths

Health & Social Care

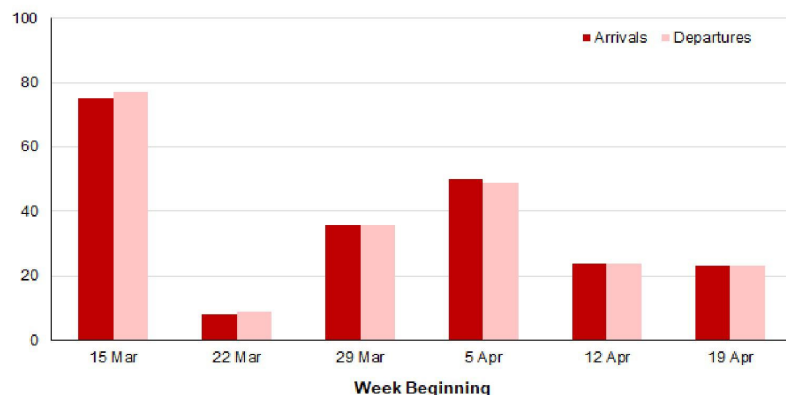
Shielded & Vulnerable People

Attitudes & Behaviours

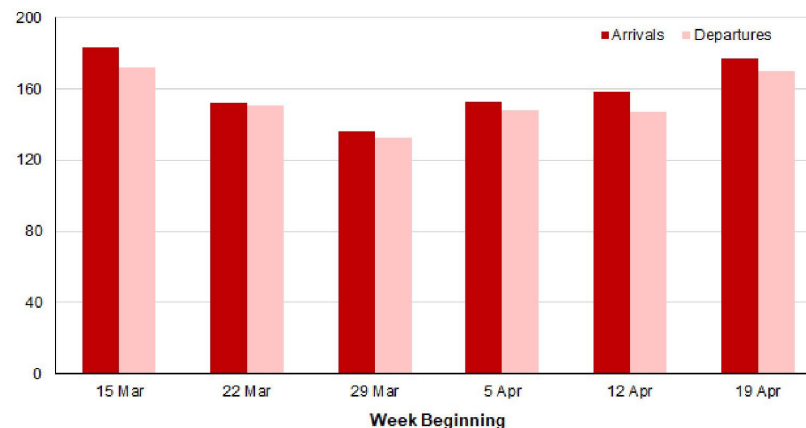
Economy & Labour Market

Public Services

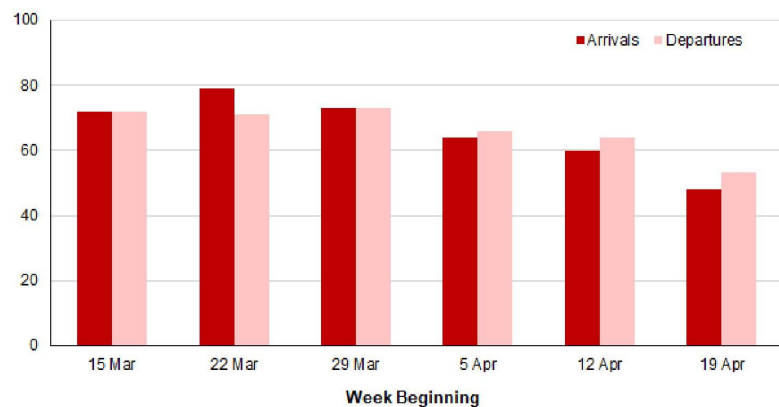
Port Talbot



Milford Haven



Holyhead



- There is a mixed picture in recent changes in the number of weekly port calls.
- Whilst there has been decreases in both arrivals and departures at Port Talbot and Holyhead over the last few weeks, there has been a gradual increase in activity at Milford Haven.

Source: [MarineTraffic](https://www.marinetraffic.com)

Data as at 26/04/20

INQ000048973_0038

Cases & Deaths

Health & Social Care

Shielded & Vulnerable People

Attitudes & Behaviours

Economy & Labour Market

Public Services

- 16,637 people have registered as volunteers since the start of March.
- 6,862 volunteers have responded to a Covid-19 related request since the start of March.
- The 45-64 year old age group makes up the largest number of volunteers at 43%.

All Time Volunteers total
(01/03/18 - 30/04/20)

30,070

Total volunteers since
March
(01/03/20 - 30/04/20)

16,637

55% of all time total

Number of volunteers
responding to a Covid-19
related request since
01/03/20:

6,862

Profiles of volunteers 01/03/20 - 30/04/20:

Welsh Language			
No	Yes	A little	Not answered
61%	11%	9%	19%

Age of Volunteers				
0-13	14-25	26-44	45-64	65+
0%	14%	36%	43%	7%

SURVEY – IPSOS MORI: Tracking the Coronavirus

[Return to
Summary](#)

Cases & Deaths

Health & Social Care

Shielded & Vulnerable People

Attitudes & Behaviours

Economy & Labour Market

Public Services

Key findings

- We are seeing signs that concerns about the virus generally have plateaued; we will see if they start to reduce in the next few weeks. However, the public's focus remains on those who are vulnerable or weak, perhaps because of the recent media coverage of care homes.
- Despite the widespread concern about the economic impact of the crisis that still exists, we remain cautious about lifting restrictions too soon. While there is a view that we should restart the economy before the virus is contained, this is lower in Wales than in many other countries.
- This is reflected in how the public think they will feel and act post-lockdown. There is some hesitancy to embrace all aspects of life, such as using public transport, and many say they will feel nervous leaving their homes.
- On the other hand we have seen a small decline in those who are delaying major purchases; perhaps a sign that people are starting to think more about planning for the future.
- The Welsh Government continues to enjoy high ratings and levels of trust. The public also continue to believe that the NHS is doing a good job in response to the virus.

Question	Proportion - Wales	Change on previous week	Proportion - UK
Gone into quarantine or self isolation	75%	↔	77%
Perceived threat to the country	78% Very high/high	↔	77%
Perceived personal threat	44% Very high/high	↔	38%
Perceived threat to own job or business	47% Very high/high	↓	45%
Concerned will not be able to pay bills one month from now	25% Extremely/very concerned	↔	20%
We should restart the economy and allow businesses to open even if the virus is still not fully contained	66% Somewhat/strongly disagree	N/A	70%
Lifting restrictions for the less vulnerable	57% Poor/very poor idea	N/A	61%
Support for closing borders until virus is contained	75% Strongly/somewhat agree	↓	78%
Believe restrictions will not actually stop the spread of the virus	48% Strongly/somewhat agree	↑	41%
Believe NHS is doing a good job	81%	↓	N/A
Believe Welsh Government is doing a good job	70%	↔	67%

Source: [IPSOS MORI](#)

Fieldwork: 16-19 April 2020

**UK data cannot be shared or
referenced outside of Welsh Government**

INQ000048973_0040

SURVEY – Public Engagement on Health and Well-being

[Return to
Summary](#)

Cases & Deaths

Health & Social Care

Shielded & Vulnerable People

Attitudes & Behaviours

Economy & Labour Market

Public Services

Public Health Wales are conducting a public engagement telephone survey asking members of the public in Wales how coronavirus and related control measures are affecting their health and well-being. Information is collected from 500 or more randomly selected individuals (aged 18+) each week. The data are adjusted to represent the Welsh population by age, sex and deprivation.

Key findings

Health

11% of people **think they have had a coronavirus infection** and **9%** are unsure if they have or not. Of those that think they have been infected, **8%** had this **confirmed with a test**.

12% of people **report that someone close to them** like a family member or friend **has been seriously ill with coronavirus**.

Worries

62% of people are **worried 'a lot' about losing someone to the virus**.

65% of those with children in their household are **worried 'a lot' about their children's wellbeing**.

19% of people have been **worrying 'a lot' about their mental health and well-being**.

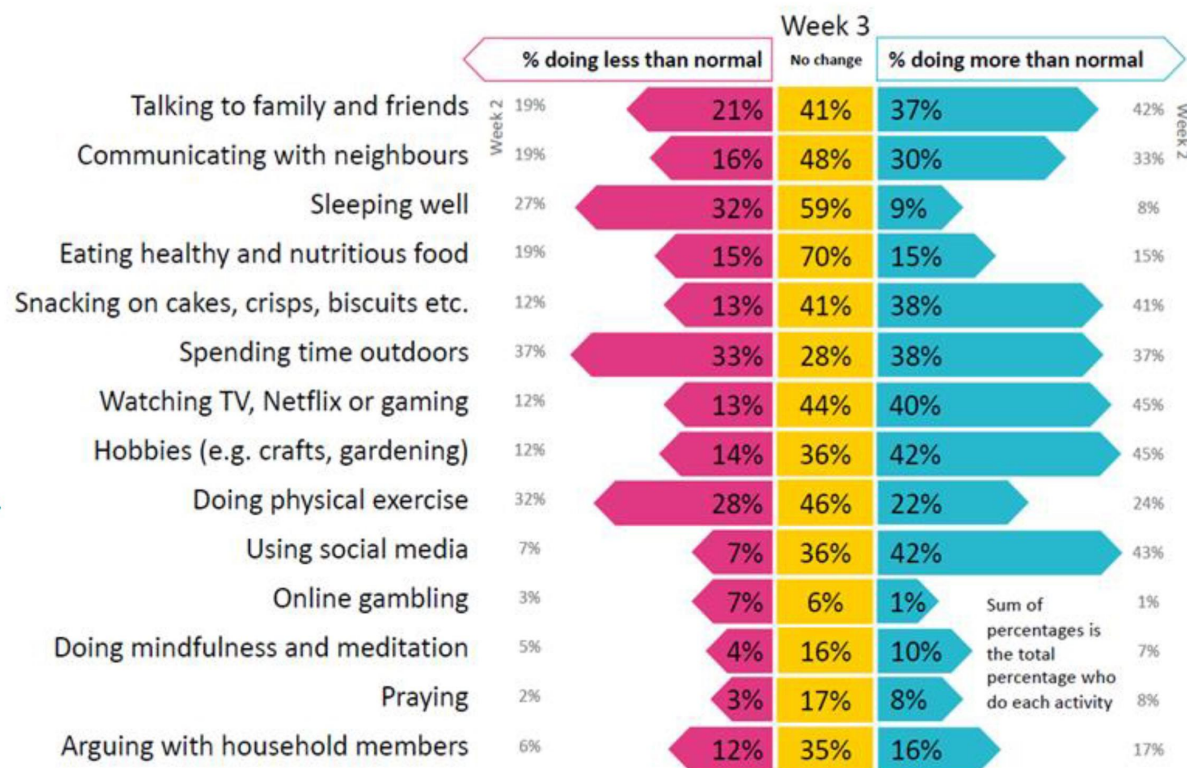
14% of people are feeling **less happy** than last week; **10%** are feeling **more isolated** than last week.

Behaviours

13% had **not left their house or garden** at all in the last 7 days.

32% of drinkers **consumed more alcohol** this week than last week.

27% of people are **volunteering or supporting other members of their community** through the coronavirus situation.



**This data cannot be shared or
referenced outside of Welsh Government**

INQ000048973_0041

Source: [Public Health Wales](#)

Fieldwork: 20th-26th April 2020 (week 3)

Economy & Labour Market

DEBIT & CREDIT CARD SPENDING

[Return to
Summary](#)

Cases & Deaths

Health & Social Care

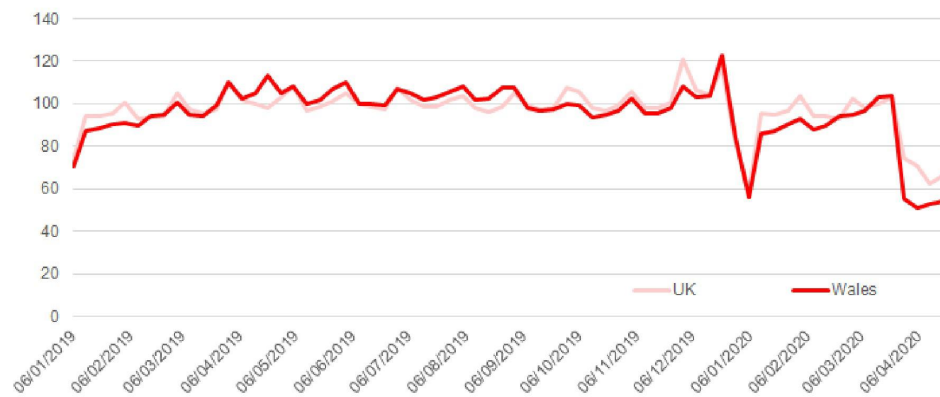
Shielded & Vulnerable People

Attitudes & Behaviours

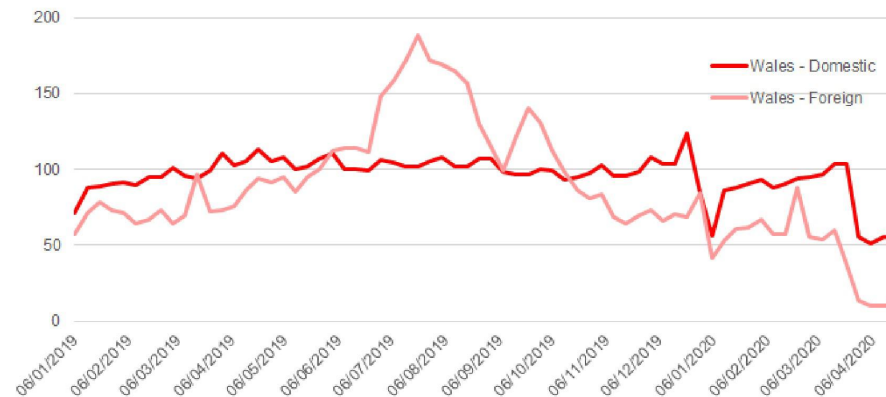
Economy & Labour Market

Public Services

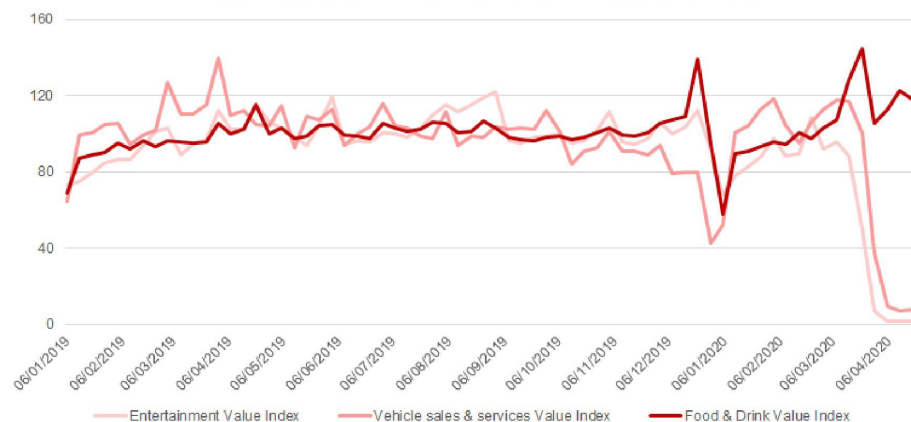
Value of transactions in Wales and the UK (2019=100)



Value of transactions in Wales by card issuer region (2019=100)



Value of transactions in Wales by merchant category (2019=100)



- Spending plummeted in the first week of the UK lockdown (week ending 29th March).
- Whilst the fall in the number of transactions in Wales was similar to the UK, the value of transactions fell further in Wales than in the UK.
- The value of foreign transactions has reduced more than domestic transactions within Wales, reflecting travel restrictions.
- The two merchant categories in Wales that have seen the greatest reduction in value of transactions is entertainment and vehicle sales & services.
- March saw abnormally high expenditure in food and drink, similar to peaks seen around Christmas.

**This data cannot be shared or
referenced outside of Welsh Government**

INQ000048973_0042

Source: ONS analysis of Barclays data
Data as at 19/04/20

Cases & Deaths

Health & Social Care

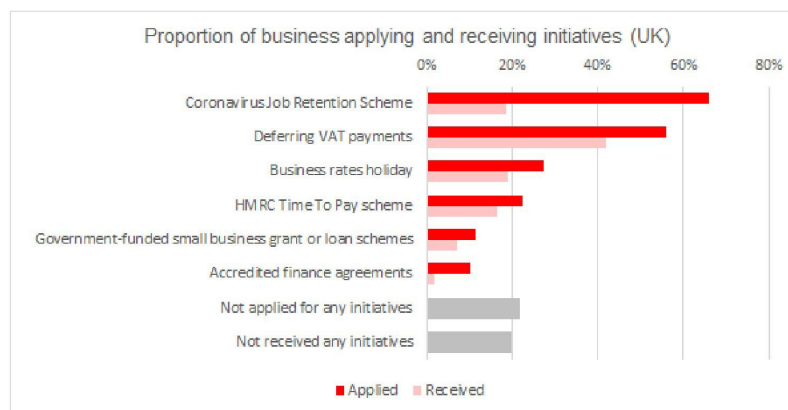
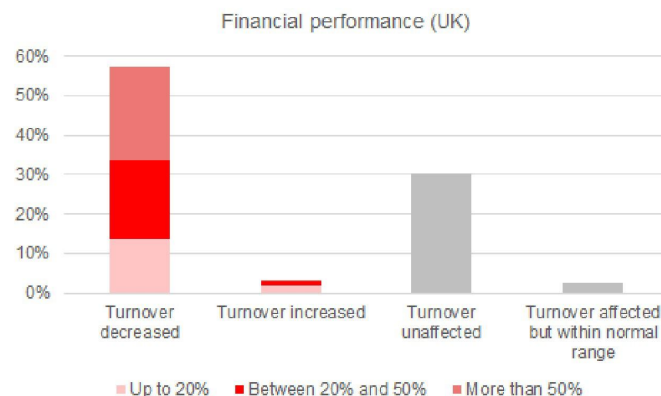
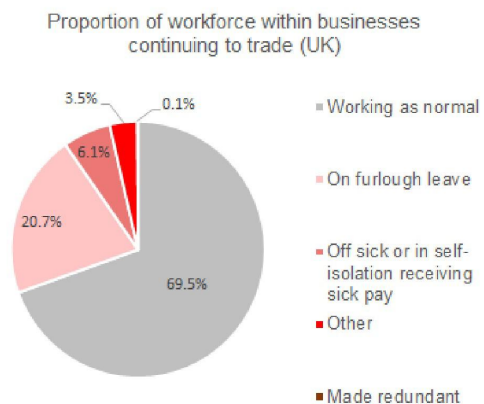
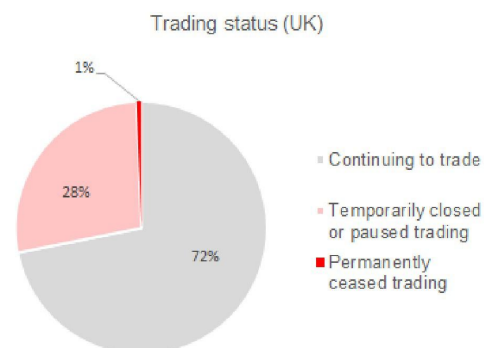
Shielded & Vulnerable People

Attitudes & Behaviours

Economy & Labour Market

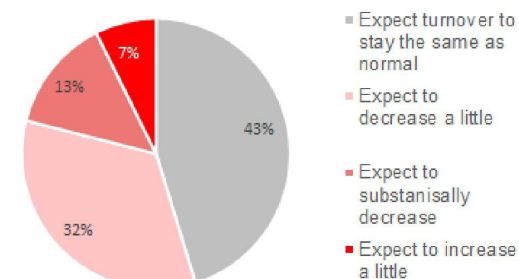
Public Services

Status over the last two weeks (6 – 19 April):

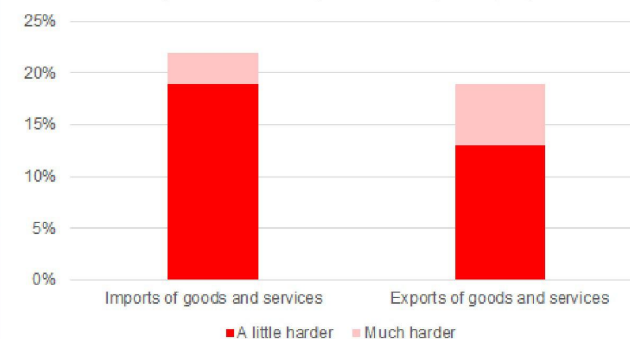


Expectation over the next two weeks (20 April – 4 May):

Expectation of future turnover in businesses continuing to trade (UK)



Expectations of imports and exports (UK)



**This data cannot be shared or
referenced outside of Welsh Government**

INQ00048973_0043

Source: [Office for National Statistics](#)

Data as at 20-22 April (wave 3) (Note: these are preliminary results based on initial responses)

Cases & Deaths

Health & Social Care

Shielded & Vulnerable People

Attitudes & Behaviours

Economy & Labour Market

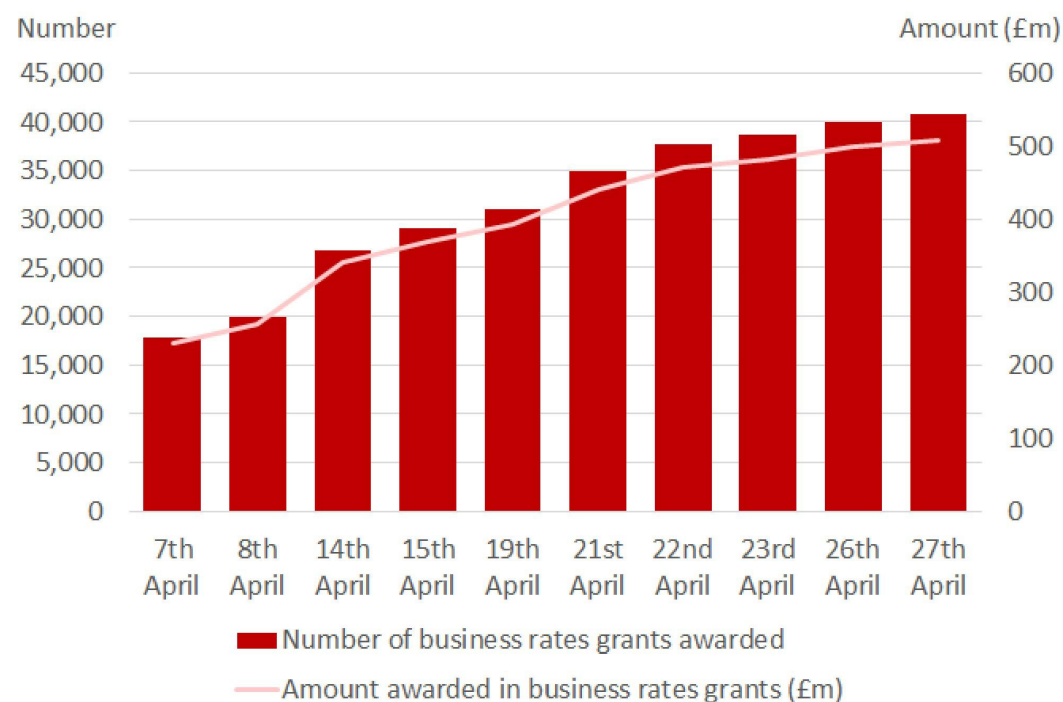
Public Services

Local authorities have so far issued **40,800** business rates grants totaling **£508m**.

The Development Bank's COVID-19 Wales Business Loan Scheme received **1,608** applications totaling **£103m**. **884** businesses across Wales have been awarded funding totaling **£52.8m**.

The Economic Resilience Fund has so far received **6,893** micro-business applications totaling **£66.9m**, and **2,578** SME applications totaling **£142.8m**. The Larger Business Fund has received over **£26m** worth of applications, with further applications being processed which show the applications will likely increase to about **£28m**.

Number and amount of business rates grants awarded



Source: WLGA, Development Bank of Wales, Welsh Government
Business rates and Development Bank data as at 27/04/20

NEW DAILY UNIVERSAL CREDIT CLAIMANTS

[Return to
Summary](#)

Cases & Deaths

Health & Social Care

Shielded & Vulnerable People

Attitudes & Behaviours

Economy & Labour Market

Public Services

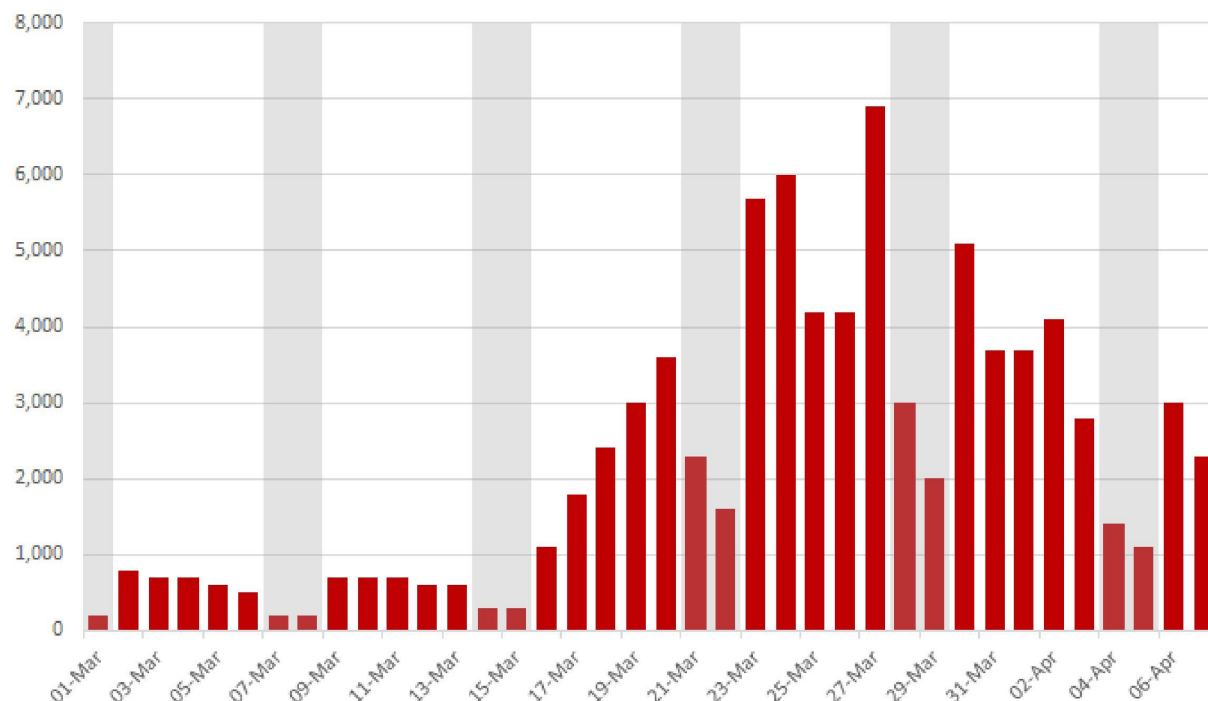
The volume of new UC claimants declared per day increased from **800** on 2 March to a peak of **6,900** on 27 March, but has since seen a decrease to **2,300** on 7 April (latest available data for Wales).

Between **17 March** and **12 April** there were an estimated* **81 thousand** new UC claimants declared in Wales.

More recent figures available for GB only showed that over 500,000 UC advances were made across Great Britain between 17 March and 12 April, mostly due to new claims or benefit transfers.

* Up to 7 April the figure was 74,000, with a further 7,000 estimated between 8 and 12 April, by extrapolating a more recent GB trend

New Universal Credit claimants declared



Notes

- The figures for the latest date may increase by approx 5% in the next report
- Includes all claimants allocated to a Job Centre in Wales
- Not all declarations will go on to receiving a payment

**This data cannot be
shared or
referenced outside of
Welsh Government**

Source: Department for Work and Pensions
Data as at 07/04/20 (last updated 30/04/20)

INQ000048973_0045

Cases & Deaths

Health & Social Care

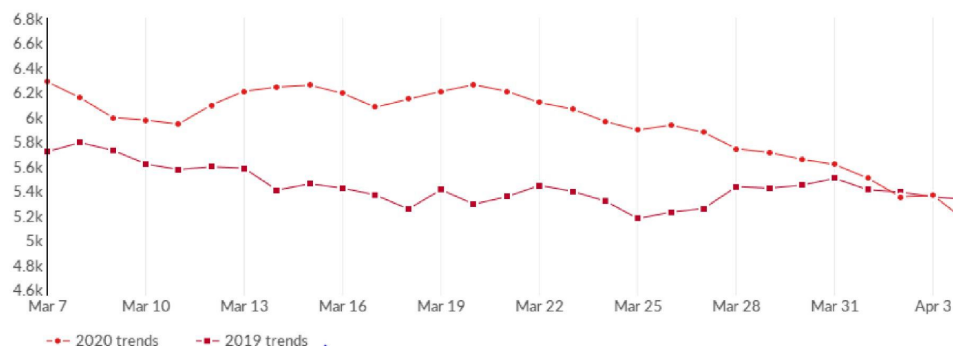
Shielded & Vulnerable People

Attitudes & Behaviours

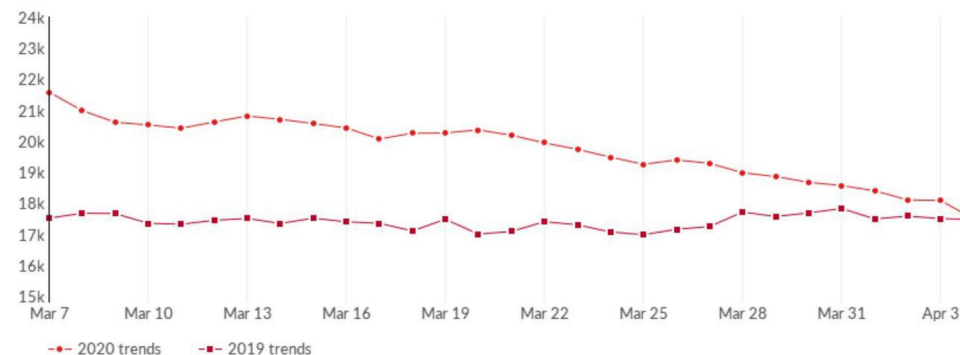
Economy & Labour Market

Public Services

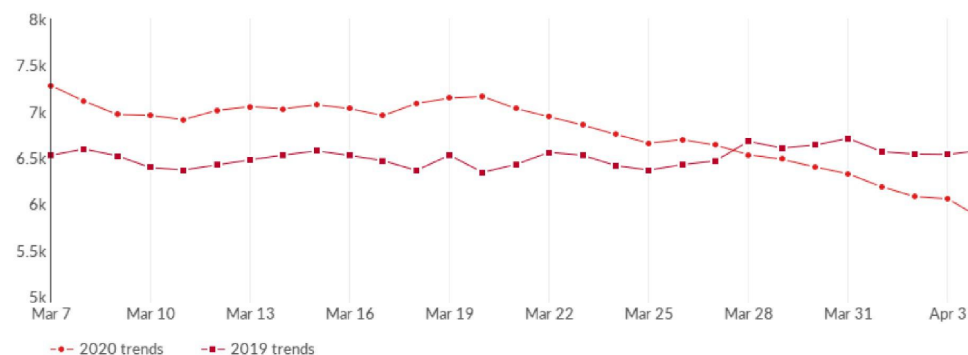
North Wales



South East Wales



South West & Mid Wales



- The number of jobs posted online was higher than in 2019 throughout most of March. By early April, all regions had seen job postings dip below 2019 levels.
- It is expected that the full impact of COVID-19 on the jobs market is yet to be seen. Jobs posted before the lockdown are often still listed online.
- It is likely that the impact will become clearer roughly a month (the median job posting duration) after the start of lockdown.
- There was considerable variation by occupation type. During March 2020, there was a notable increase in job postings for nurses and care workers across all regions compared to the previous year.

**This data cannot be shared or
referenced outside of Welsh Government**

INQ000048973_0046

Source: Emsi (via Data Cymru)
Data as at 05/04/20

Cases & Deaths

Health & Social Care

Shielded & Vulnerable People

Attitudes & Behaviours

Economy & Labour Market

Public Services

The number of calls to Business Wales has fallen slightly since March. The vast majority of calls continue to be about coronavirus.



Weekend figures excluded as negligible

There were known telephone issues on 24/03 so figures may be understated

There is missing data for 31/03/20



Data rounded to nearest 100.

30/03/20 also contains number of page views for 28th and 29th

There is missing data for 31/03/20

Source: Business Wales

Data as at 29/04/20

Cases & Deaths

Health & Social Care

Shielded & Vulnerable People

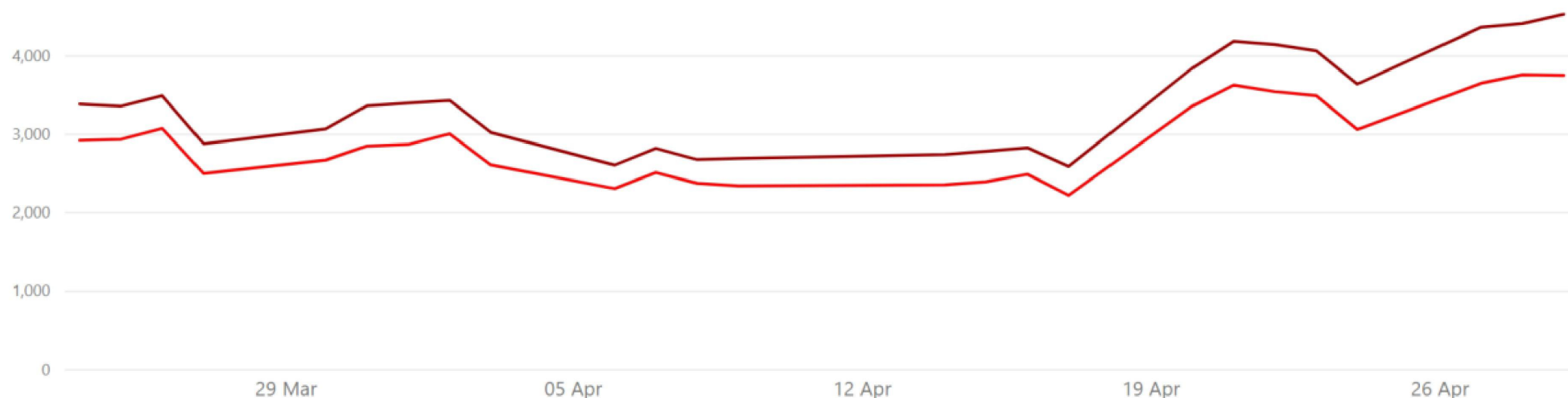
Attitudes & Behaviours

Economy & Labour Market

Public Services

Number of children in Local authority settings

● Number of children of critical workers attending ● Total number of children attending



- This week there have been increases in children attending local authority settings since the end of the Easter holidays. On 29 April, there were 523 local authority settings open and 4,068 children attending those settings, representing 0.9% of all pupils.
- On 29 April, LA returns suggest that there were also 14,500 children receiving free school meals which is 16% of those eligible or transitionally protected.
- The latest data for w/c 20 April from DataCymru estimates that 60,000 pupils are being provided with a free meal. On a typical day around 66,000 pupils take a free meal at school

Source: Welsh Government
Data as at 30/04/20

Cases & Deaths

Health & Social Care

Shielded & Vulnerable People

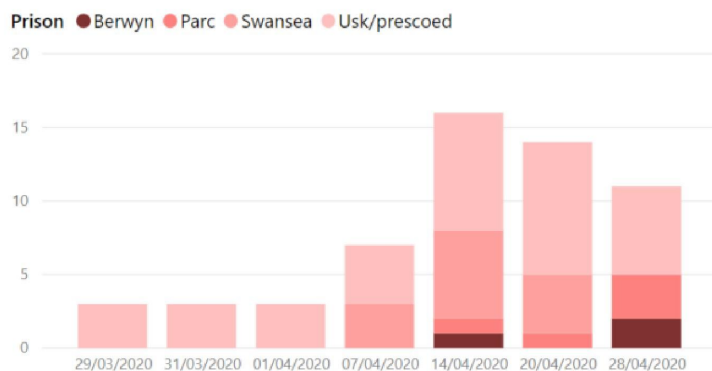
Attitudes & Behaviours

Economy & Labour Market

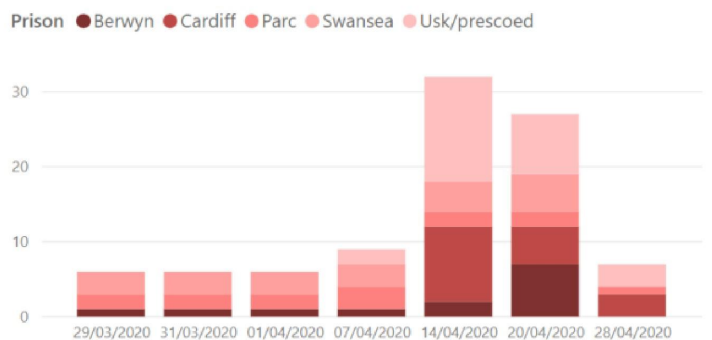
Public Services

The number of confirmed cases in Welsh prisons has fallen sharply this week. There are now 66 closed cases of prisoners now out of isolation.

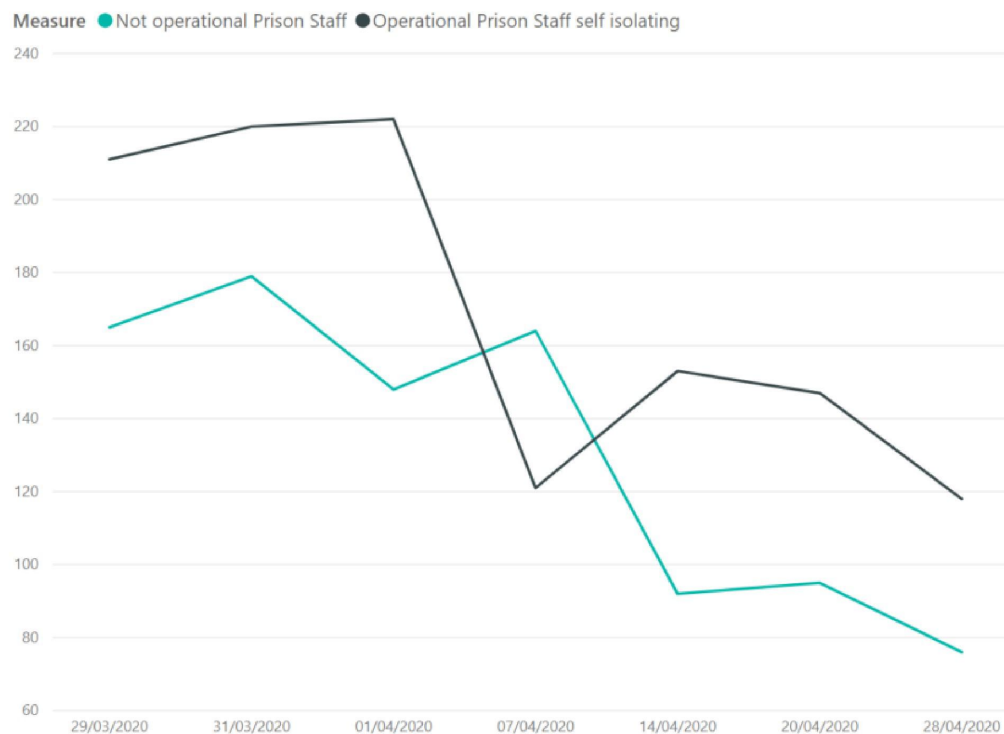
Number of Staff with confirmed COVID-19



Number of Prisoners with confirmed COVID-19



Number of staff self-isolating



Source: Her Majesty's Prison and Probation Service
Data as at 29/04/20

Cases & Deaths

Health & Social Care

Shielded & Vulnerable People

Attitudes & Behaviours

Economy & Labour Market

Public Services

Fixed Penalty Notices for Covid-19 related offences

- 290 issued over Easter weekend (10-13 April).
- 260 issued during week commencing 20 April.
- The greatest proportion of FPNs issued were for the contravention of travel restrictions.

Absence rates

- There are currently no significant concerns around absence rates in the four forces.

Call demand

- There were 5,871 Covid-19 related calls to force control rooms during the week commencing 20 April.
- There appears to have been a general increase in calls with the bulk occurring over weekends. This is partly driven by amendments to regulations announced just prior to a weekend, resulting in more public queries.

Source: Weekly update reported to Welsh Government
Data as at 27/04/20

**This data cannot be shared or
referenced outside of Welsh Government**

INQ000048973_0050

FIRE AND RESCUE SERVICE – STAFF ABSENCE

[Return to
Summary](#)

Cases & Deaths

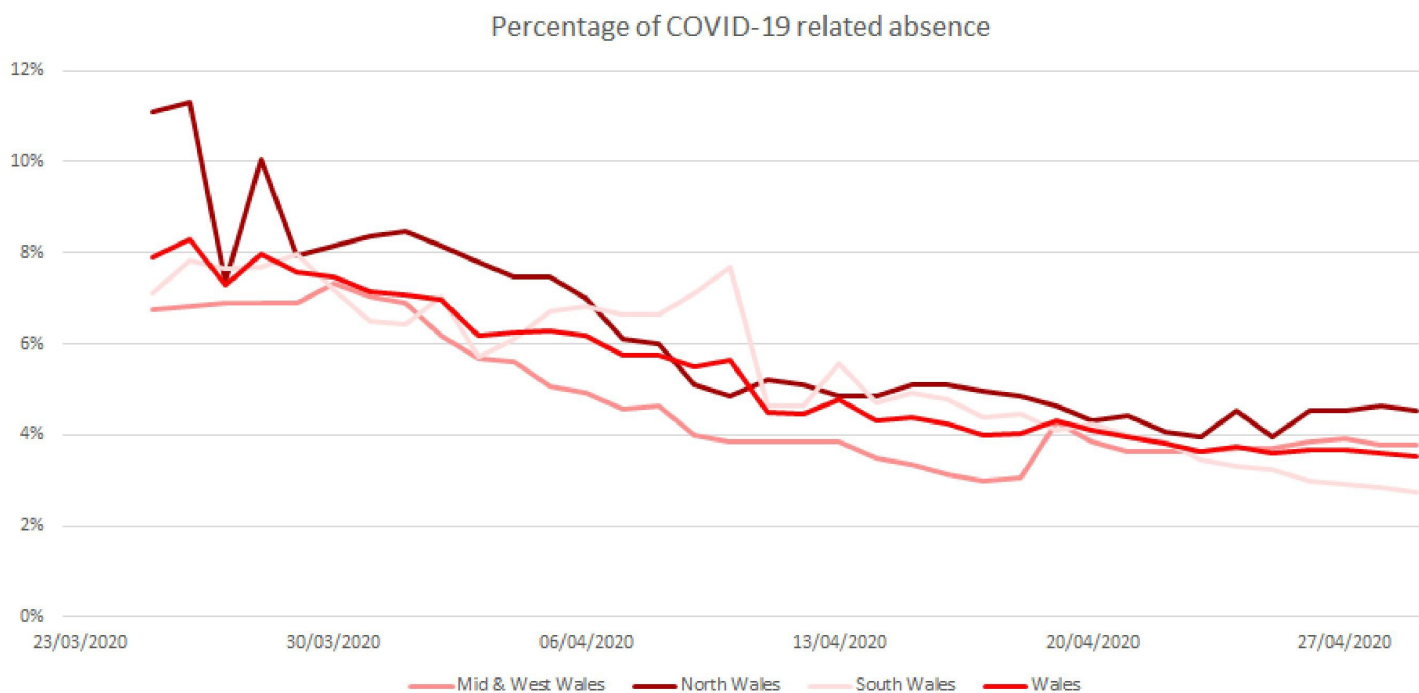
Health & Social Care

Shielded & Vulnerable People

Attitudes & Behaviours

Economy & Labour Market

Public Services



- The proportion of Fire and Rescue Service staff absent due to COVID-19 across Wales steadily decreased throughout most of April and has remained relatively stable over the last week.
- Over this period, COVID-19 absence levels have generally been highest in the North Wales Fire and Rescue Service.
- Whilst the overall trend is stable, COVID-19 absence levels are continuing to steadily fall in the South Wales Fire and Rescue Service.

**This data cannot be shared or
referenced outside of Welsh Government**

INQ000048973_0051

Source: Fire and Rescue Authorities
Data as at 29/04/20

FURTHER INFORMATION

Return to
Summary

Cases & Deaths

Health & Social Care

Shielded & Vulnerable People

Attitudes & Behaviours

Economy & Labour Market

Public Services

WG [Covid-19 related statistics and research](#)

PHW Rapid [Covid-19 surveillance](#) on confirmed cases and tests

ONS [Covid-19 roundup](#) on a range of topics

Data Map Wales [Covid-19 Contextual Data](#) (requires login)

Google Covid-19 [Community Mobility Reports](#)