



Llywodraeth Cymru
Welsh Government

CAB(19-20)48

Welsh Government COVID-19 Data Monitor

Friday 20th April at 10:00

Covid-19 Analytical Hub, Knowledge and Analytical Services
Contact: KAS.COVID19@gov.wales

INQ000048827_0001

SUMMARY – 20 APRIL 2020

Cases & Deaths

Health & Social Care

Shielded & Vulnerable People

Attitudes & Behaviours

Economy & Labour Market

Public Services

Cases & Deaths

- The number of daily new cases in Wales tends to fluctuate but appears to be stabilising. Cardiff and Vale UHB and Aneurin Bevan UHB and are the areas with the highest number of cumulative cases. Cwm Taf Morgannwg had the highest number of new cases on 18 April.
- There is no clear trend in recent deaths data, in part due to disruption in reporting caused by the Easter holiday period.

Health & Social Care

- The number of COVID-19 patients in critical care has stabilised over recent days. As at 19 April, 39% of critical care beds were occupied by COVID-19 patients.
- After a period of steady increase, the number of patients currently hospitalised as a result of COVID-19 has remained stable at around 1,200 for each day over the last week.
- The number of adult care homes that have had confirmed cases of COVID-19 has continued to rise and now stands at 11%. 9% of domiciliary care services have also experienced confirmed cases.

Shielded & Vulnerable People

- 5,449 food parcels orders have been submitted up to 20 April, this is 6% of the shielded list but with considerable variation between authorities.
- 7,278 COVID-19 related emergency assistance payments have been made.

Attitudes & Behaviours

- There is widespread evidence that people are largely observing social distancing. The number of trips taken seems to have stabilised and there were larger reductions over Good Friday and Easter Monday.
- In the latest weekly poll, there were increases in people saying they were stocking up on food, and those who believed the NHS is doing a good job.
- Whilst our poll data is broadly similar to the rest of the UK, a slightly higher proportion of people in Wales perceive the virus to be a threat to them personally and their job. The proportion of people stocking up on food is also slightly higher than the UK figure.
- Almost 15,000 people have registered as volunteers since the start of March.

Economy & Labour Market

- The volume of new UC claimants declared per day increased from 800 to 1,800 between Mon 2 March and Tues 7 April, but has halved during the latest week (between 31 March and 7 April)
- An ONS snap survey showed that 38% of UK businesses that are still trading reported turnover substantially lower than expected during 22 March – 5 April. Wales data expected from this survey next week.
- By early April, all regions had seen job postings dip below 2019 levels.

Public Services

- Around 2,700 children are attending school settings, amounting to less than 1% of the school population.

NEW TOPICS RECENTLY INCLUDED

Cases & Deaths

Health & Social Care

Shielded & Vulnerable People

Attitudes & Behaviours

Economy & Labour Market

Public Services

Shielded & Vulnerable People

- 16/04 - Discretionary Assistance Fund – emergency assistance payments

Attitudes & Behaviours

- 16/04 - Volunteering Wales data

Economy & Labour Market

- 16/04 - Online job postings

SUMMARY OF LATEST POSITION

Return to
Summary

Cases & Deaths

Health & Social Care

Shielded & Vulnerable People

Attitudes & Behaviours

Economy & Labour Market

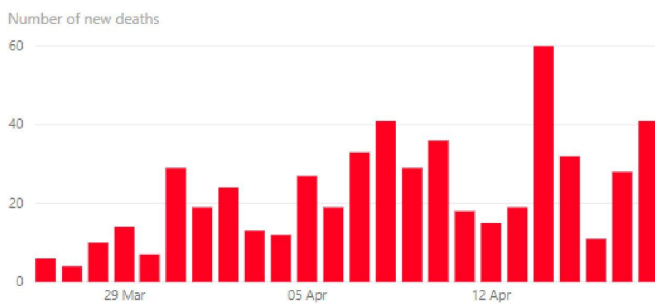
Public Services

New cases
18 April 2020
334

Cumulative Cases
18 April 2020
7270

New Deaths
18 April 2020
41

Cumulative Deaths
18 April 2020
575



Reporting times for tests and cases changed on 9th/10th April so values do not reflect 24 hours of activity on this date

The recent fluctuating pattern in deaths is likely related to delayed reporting to Public Health Wales over the Easter break.

Source: [Public Health Wales](https://publichealth.wales)
Data as at 18/04/20

CASES BY LOCAL HEALTH BOARD

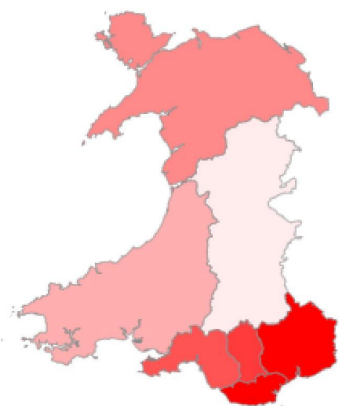
Return to
Summary

- Cases & Deaths
- Health & Social Care
- Shielded & Vulnerable People
- Attitudes & Behaviours
- Economy & Labour Market
- Public Services

Cardiff and Vale UHB and Aneurin Bevan UHB are the areas with the highest number of cumulative cases.

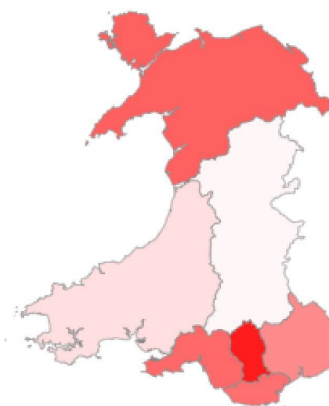
There are fluctuations in daily new cases over time for each area but the highest numbers tend to be in Cardiff and Vale UHB, Aneurin Bevan UHB and Cwm Taf Morgannwg UHB.

Cumulative Cases by Health Board



Aneurin Bevan University	1733
Cardiff and Vale University	1727
Cwm Taf Morgannwg University	1235
Swansea Bay University	1081
Betsi Cadwaladr University	741
Hywel Dda University	504
Powys Teaching	121
To be confirmed	66
Resident outside Wales	62
Total	7270

New Cases by Health Board

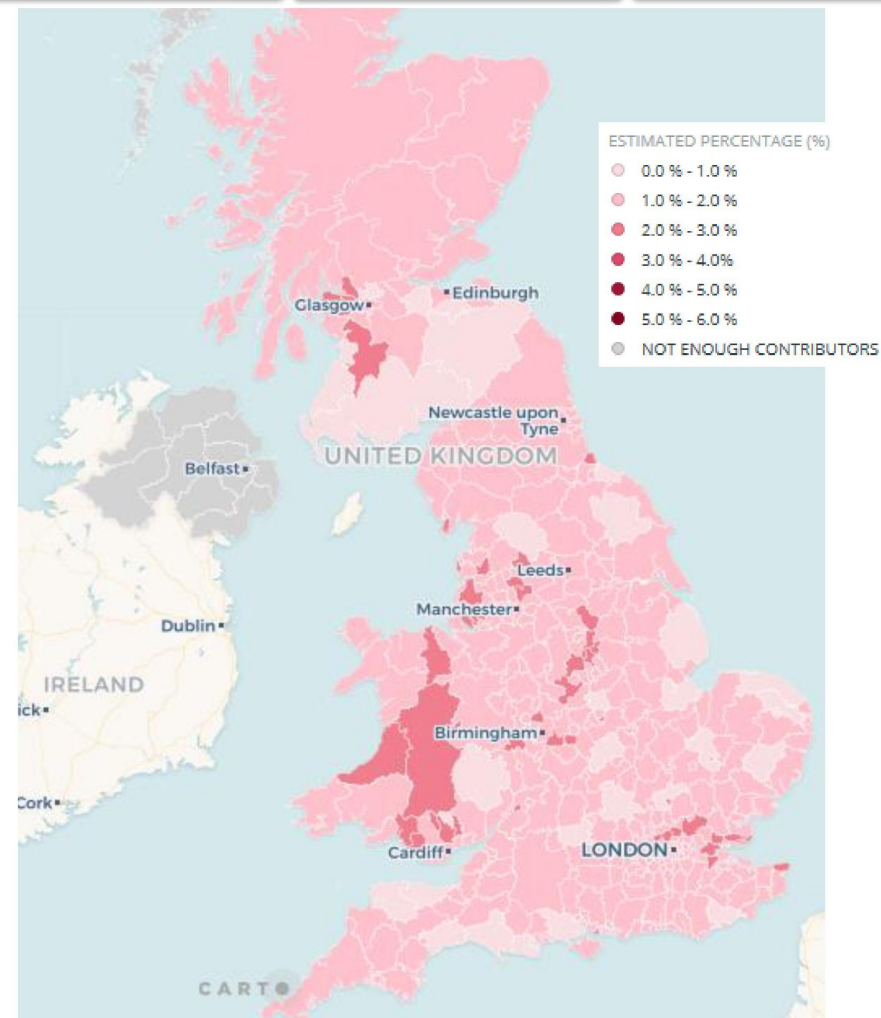


Cwm Taf Morgannwg University	89
Betsi Cadwaladr University	62
Swansea Bay University	59
Cardiff and Vale University	56
Aneurin Bevan University	45
Hywel Dda University	12
To be confirmed	5
Powys Teaching	3
Resident outside Wales	3
Total	334

Source: [Public Health Wales](https://publichealth.wales)

Data as at 18/04/20

- A project by King's College London/ZOE estimates that the number of people with symptomatic COVID-19 has been falling since early April.
- They suggest there are areas spread throughout Wales where 2-3% of people have symptomatic COVID-19, but no areas in Wales are in the highest category of 3-4%. This is a change from previous estimates on 5 April, where areas of the south Wales valleys were estimated to have high shares of people with symptomatic COVID-19.
- Official figures on COVID-19 cases are based on positive tests, whereas these estimates come from self-reported symptoms captured through an app.



Source: [King's College London and ZOE](#)

Data as at 17/04/20

CASES BY AGE AND GENDER

Return to
Summary

Cases & Deaths

Health & Social Care

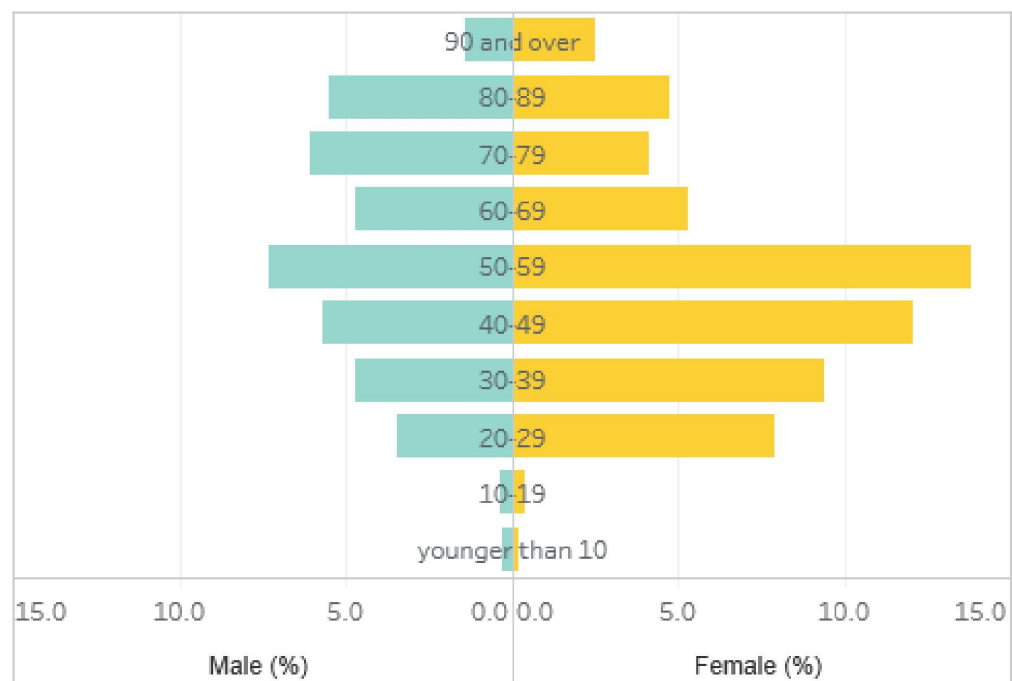
Shielded & Vulnerable People

Attitudes & Behaviours

Economy & Labour Market

Public Services

Age and sex distribution of confirmed cases



Source: [Public Health Wales](#)

Data as at 18/04/20 13:00

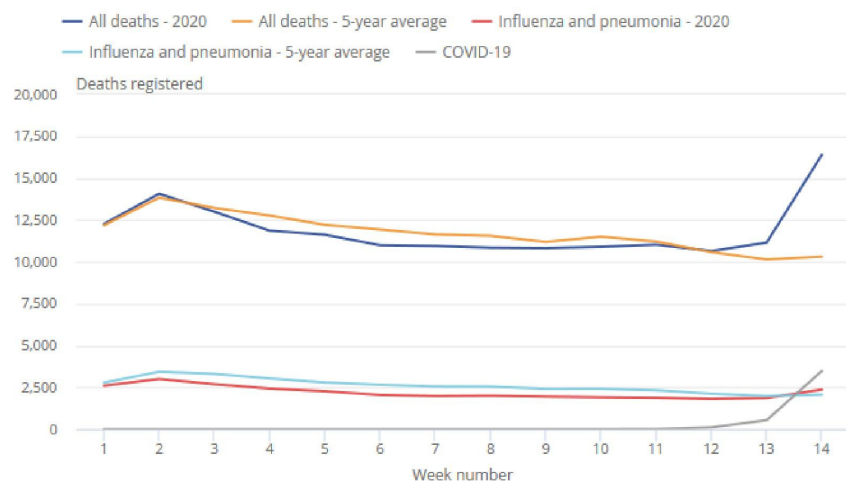
ONS DEATHS – ENGLAND & WALES

Return to
Summary

- Cases & Deaths
- Health & Social Care
- Shielded & Vulnerable People
- Attitudes & Behaviours
- Economy & Labour Market
- Public Services

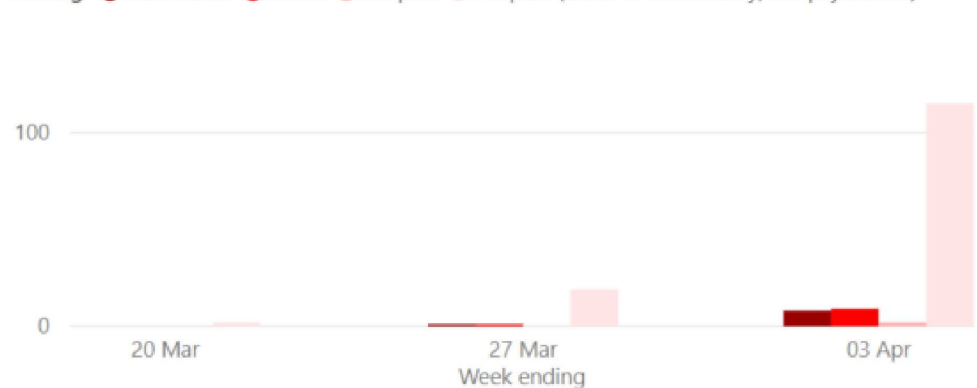
Figure 1: The number of deaths involving COVID-19 and "Influenza and Pneumonia" increased compared with the previous week

Number of deaths registered by week, England and Wales, 29 December 2019 to 3 April 2020



COVID-19 deaths in Wales by setting

Setting ● Care Home ● Home ● Hospice ● Hospital (acute or community, not psychiatric)



- In **Wales**, most deaths where COVID-19 was a factor occurred within hospital settings with a small amount in homes, care homes or hospices.
- Up until the week ending the 03/04/20, this year's number of deaths had been below the past 5-year average.
- For the week ending 03/04/20, the weekly average was 60% higher than the same week averaged over the past 5 years.
- Only around half of these extra deaths have been classified as directly related to COVID-19.
- Out of 920 deaths recorded in **Wales** in this period, 134 were linked to COVID-19.

Source: [Office for National Statistics](https://www.ons.gov.uk)
Data as at 03/04/20 (released 14/04/20)

INTERNATIONAL COMPARISON

[Return to Summary](#)

Cases & Deaths

Health & Social Care

Shielded & Vulnerable People

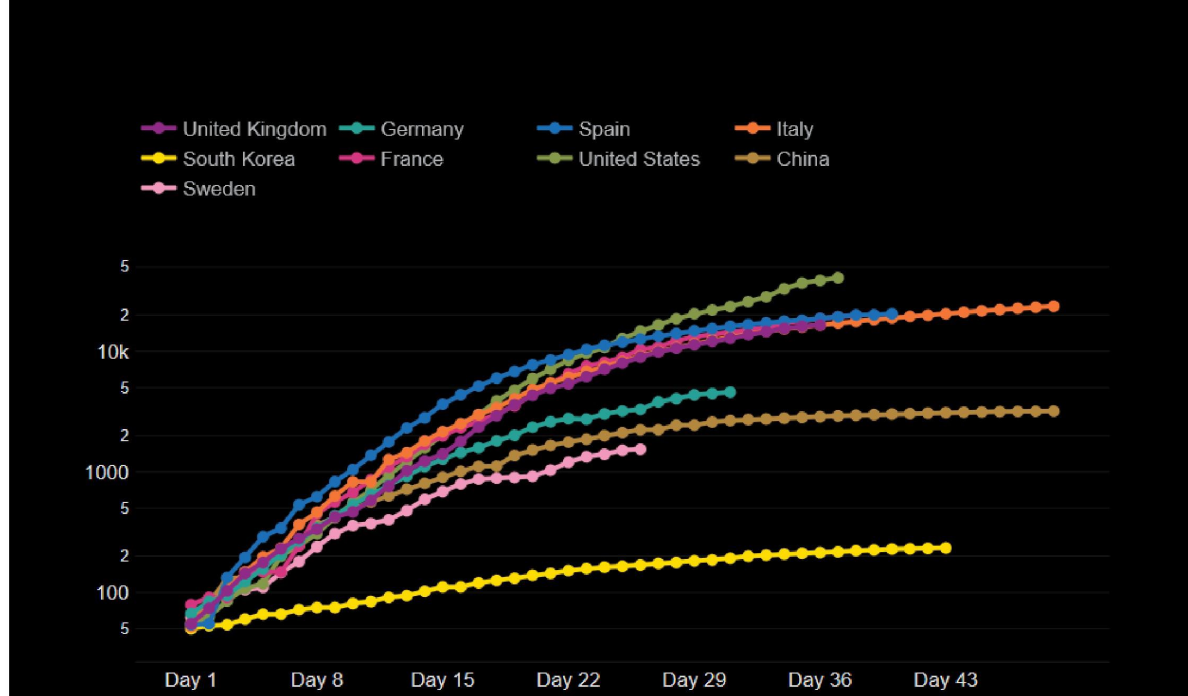
Attitudes & Behaviours

Economy & Labour Market

Public Services

UK deaths international comparison (log scale). Countries are aligned by stage of the outbreak. Day 1 is the point at which 50 or more deaths were reported.

Source: Public Health England, Johns Hopkins University, Financial Times. Reporting of UK deaths is for hospitals only and may lag by up to several days. (Confidence: medium quality (except for China which is low quality) - deaths are reasonably accurate, but international reporting procedures and lags are unclear, so may not be comparing like-for-like. Current day figure is provisional and must not be referred to publicly until confirmed by DHSC at 1400. Chinese death and case data is almost certainly underreported.)



Source: UK Government Covid-19 Dashboard
Data as at 19/04/20 22:00

This data cannot be shared or referenced outside of Welsh Government

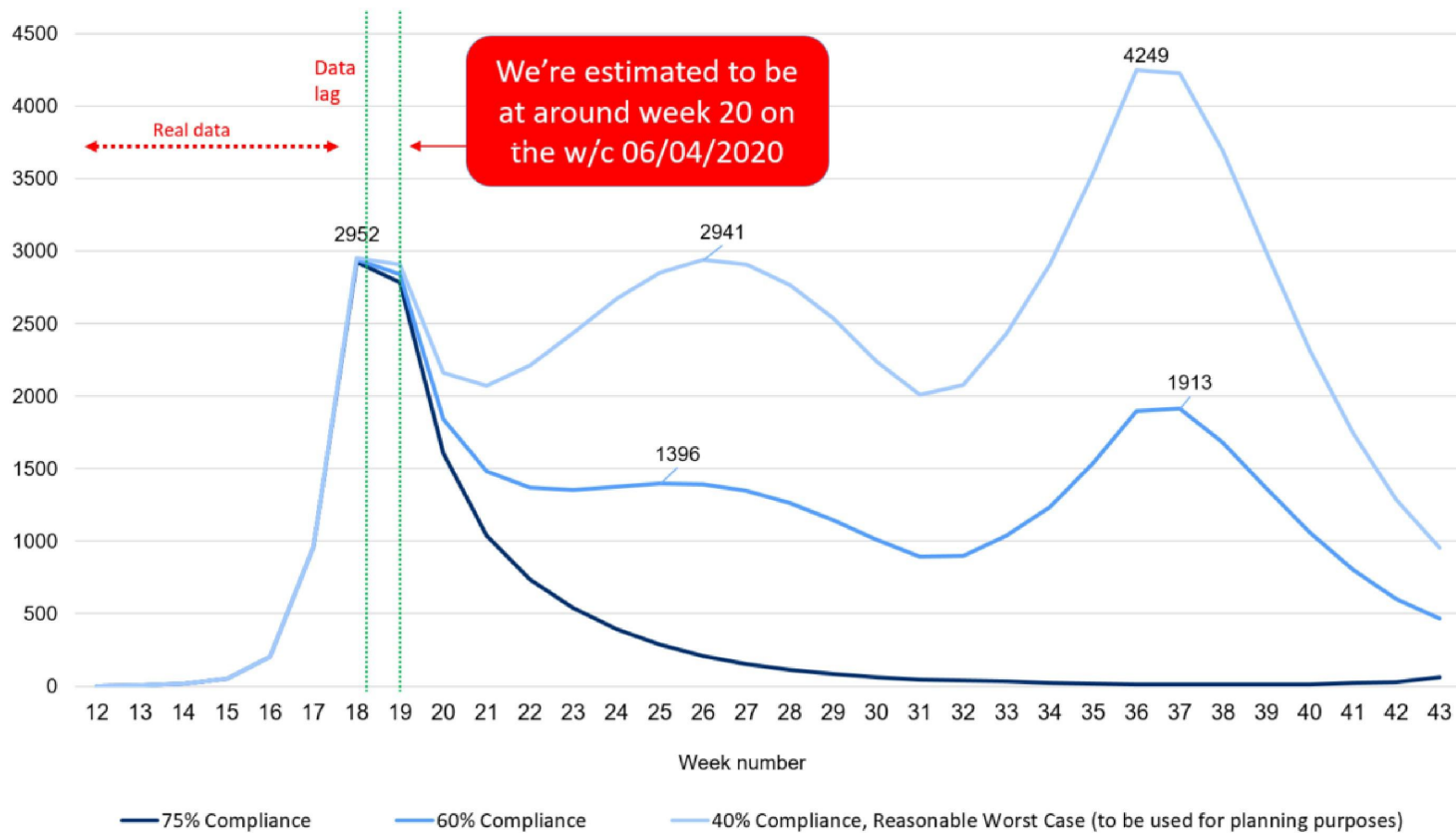
Estimated covid19 deaths per week, to mid-September



- Based on the PHE model, adapted by PHW to match the Welsh population.
- Deaths data currently relates to hospitals only, for those confirmed to have COVID-19.
- We cannot be certain which week we are on in the model, as deaths and hospital activity indicate different points on the epidemic curve. The model is an average scenario and each area will follow a slightly different curve.
- The term "compliance" relates to compliance with social isolation policies.
- Based on version 2.4, with data as at 3rd April 2020. Forecasted estimates will be revised as new data is available.

This data cannot be shared or referenced outside of Welsh Government

The number of beds required, to mid-September



- Based on the PHE model, adapted by PHW to match the Welsh population.
- We cannot be certain which week we are on in the model, as deaths and hospital activity indicate different points on the epidemic curve. The model is an average scenario and each area will follow a slightly different curve.
- The term "compliance" relates to compliance with social isolation policies.
- Based on version 2.4, with data as at 3rd April 2020. Forecasted estimates will be revised as new data is available.

This data cannot be shared or referenced outside of Welsh Government

Source: Technical Advisory Cell (TAC), Welsh Government
Data as at 07/04/20

Cases & Deaths

Health & Social Care

Shielded & Vulnerable People

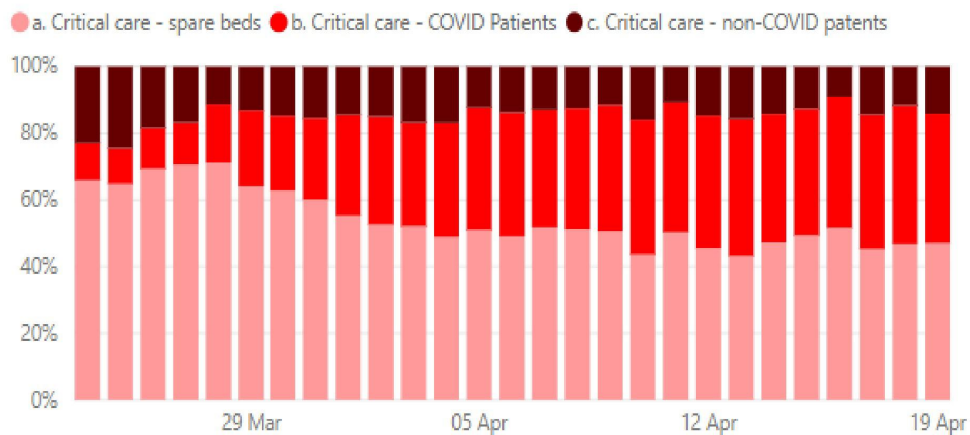
Attitudes & Behaviours

Economy & Labour Market

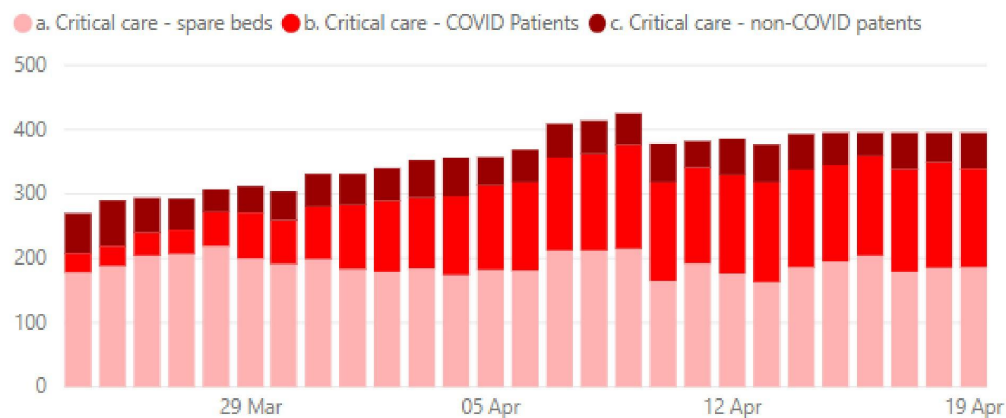
Public Services

The number of COVID-19 patients in critical care has stabilised over recent days. As at 19 April, 39% of critical care beds were occupied by COVID-19 patients.

Percentage of critical care beds by use



Number of critical care beds by use

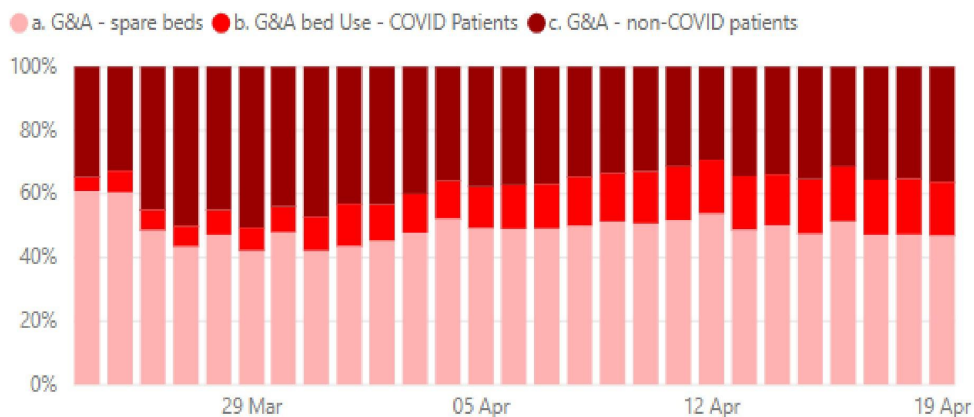


Source: NHS Wales Informatics Service (NWIS)
Data as at 19/04/20

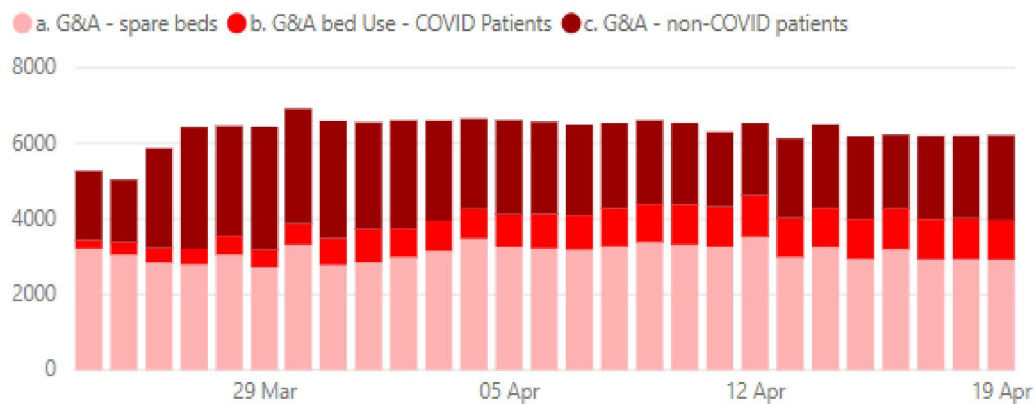
Over the last few days, the proportion of spare general and acute beds has decreased slightly to around 47%.

The proportion of COVID-19 patients in general and acute beds has also remained steady at around 17% over the last week.

Percentage of General & Acute beds by use



Number of General & Acute beds by use



Source: NHS Wales Informatics Service (NWIS)
Data as at 19/04/20

HOSPITALISATIONS AND ADMISSIONS

[Return to Summary](#)

Cases & Deaths

Health & Social Care

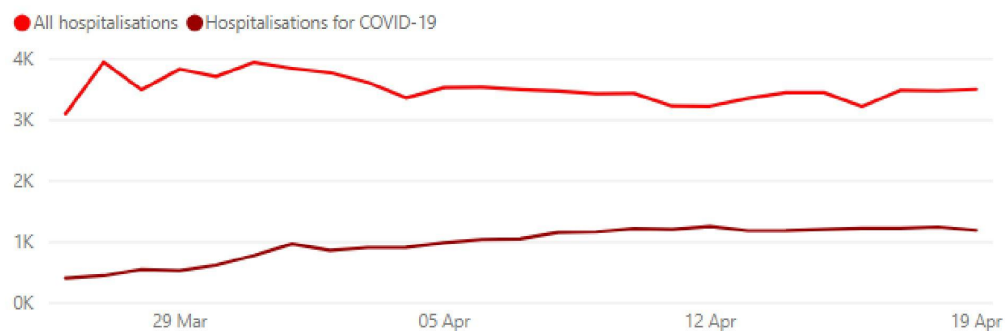
Shielded & Vulnerable People

Attitudes & Behaviours

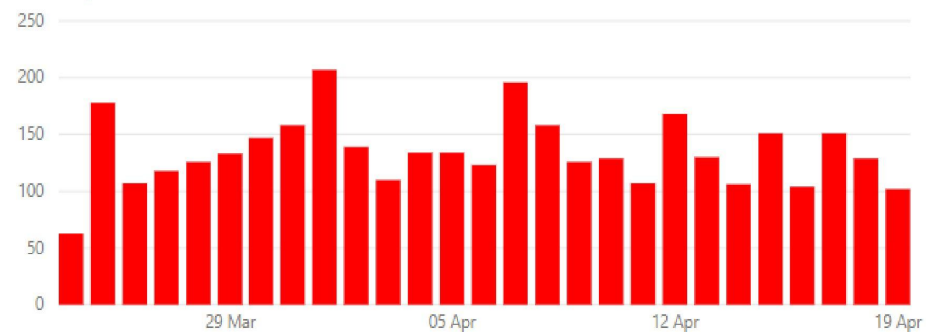
Economy & Labour Market

Public Services

Total number of hospitalisations



New daily admissions related to COVID-19



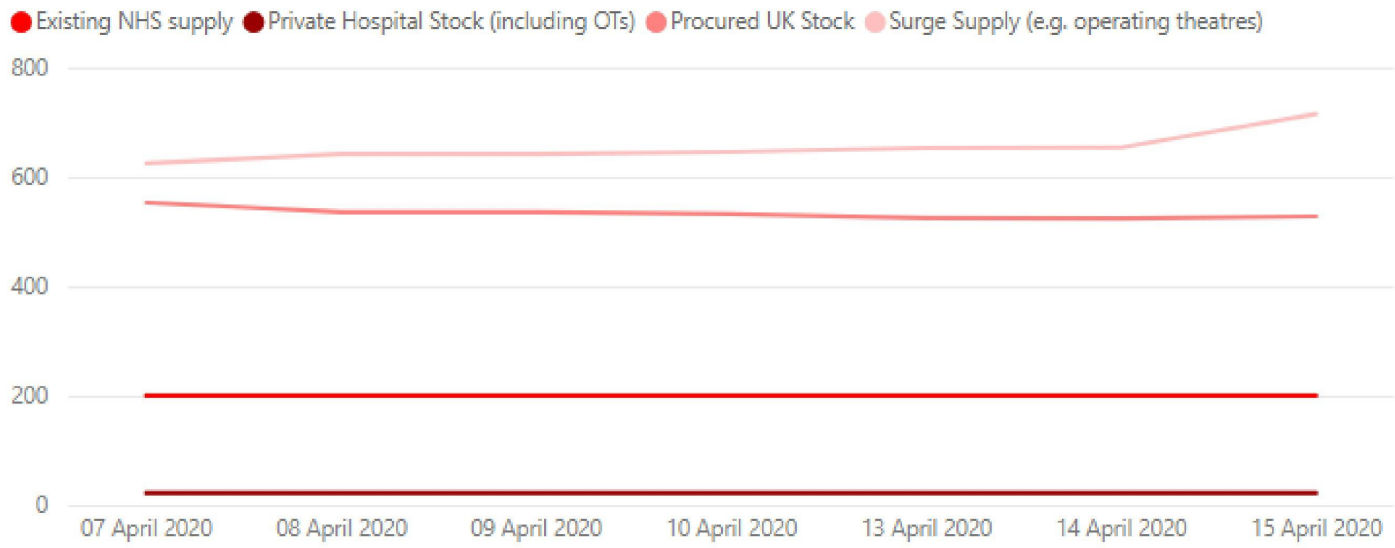
After a period of steady increase, the number of patients currently hospitalised as a result of COVID-19 has remained steady at around 1,200 for each day over the last week. This represents less than 40% of all hospitalisations.

The number of new daily admissions related to COVID-19 has tended to fluctuate but has generally remained steady for the past two weeks.

Source: NHS Wales Informatics Service (NWIS)
Data as at 19/04/20

- Cases & Deaths
- Health & Social Care**
- Shielded & Vulnerable People
- Attitudes & Behaviours
- Economy & Labour Market
- Public Services

Number of ventilators by type



Source: NHS Wales Shared Services Partnership
Data as at 15/04/20

Cases & Deaths

Health & Social Care

Shielded & Vulnerable People

Attitudes & Behaviours

Economy & Labour Market

Public Services

Daily tests carried out

● Number of tests



The highest number of tests carried out so far in a day was **1,254** on 09/04/20

At 18/04/20:

- Tests capacity – **1,300**, this increased from 1,000 on 11 April
- Tests Carried out – 1,056, this is 26% higher than the previous day.
- A lower number of tests appear to be reported following weekends and public holidays.

Note: Tests capacity data provided from 01/04/20, no prior data available

PHW testing time stamps changed on 08/04/20 from 07:00 to 13:00

Data for 08/04/20 includes 24 hrs to 07:00 on 08/04/20 plus an additional 6hr to 13:00 on 08/04/20

Source: Public Health Wales
Data as at 18/04/20 at 13:00

NHS DIRECT SYMPTOM TRACKER USAGE

[Return to Summary](#)

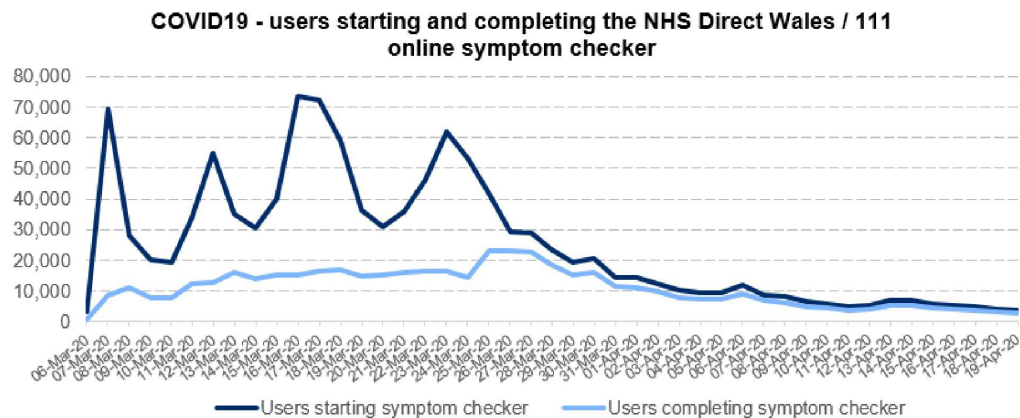
- Cases & Deaths
- Health & Social Care
- Shielded & Vulnerable People
- Attitudes & Behaviours
- Economy & Labour Market
- Public Services

The charts show the activity and outcomes from the online symptom checker for COVID-19.

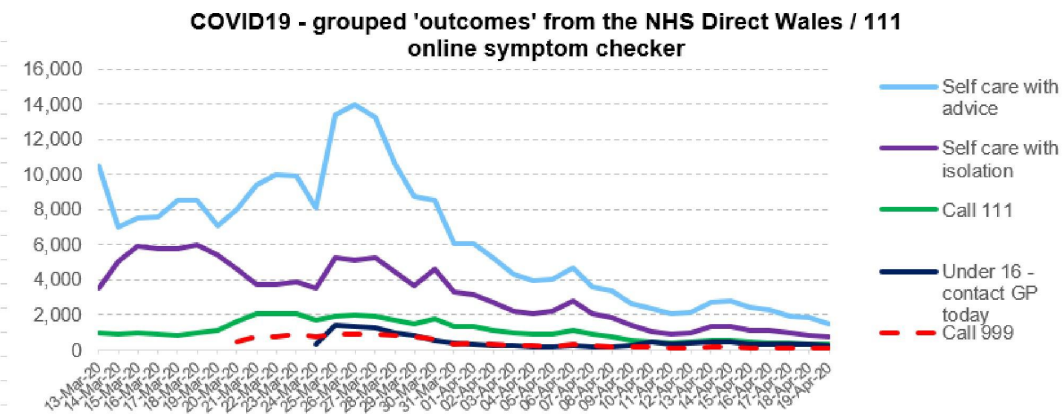
- The number of users starting the tracker was highest on **16/03/2020** with 73,375 users

At 19/04/2020:

- 3,699 users started using the tracker, 2,899 of which completed the symptom checker
- Over half (52%) of outcomes were self care with advice (1,501 users)
- 27% of outcomes (772 users) were self care with isolation
- 10% (303 users) of outcomes were call 111
- 2% (64 users) of outcomes were call 999



Source: Welsh Ambulance Services NHS Trust



NOTE: 'Under 16s - contact GP' amended from 'Under 5s' on 9 April. Source: Welsh Ambulance Services NHS Trust

Source: Welsh Ambulance Services NHS Trust
Data as at: 19/04/20

Cases & Deaths

Health & Social Care

Shielded & Vulnerable People

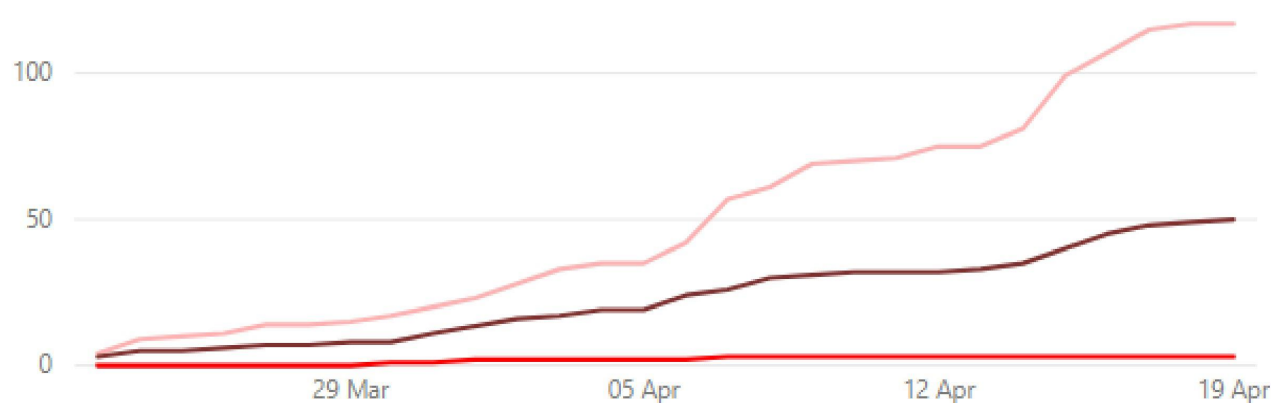
Attitudes & Behaviours

Economy & Labour Market

Public Services

Count of care homes with one or more confirmed case of COVID19

● Adult care homes ● Children's care homes ● Domiciliary services



The number of adult care homes with confirmed cases of COVID-19 has been rising steadily since data was first collected on 23 March.

As at 19 April, **117** adult care homes and **3** children's care homes have reported confirmed cases of COVID-19. This represents around **11%** of adult homes and **1%** of children's homes*.

9% of domiciliary care services have reported cases of COVID-19 in either staff or service users.

* Figures for adult homes include 3 combined adult and children's care homes with no reported cases.

Source: Care Inspectorate Wales
Data as at 19/04/20

Cases & Deaths

Health & Social Care

Shielded & Vulnerable People

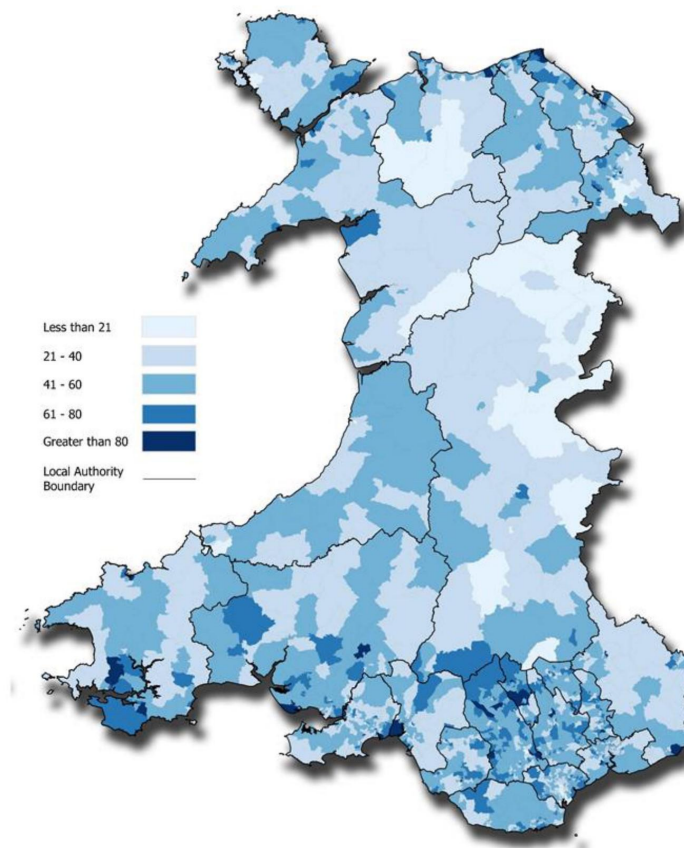
Attitudes & Behaviours

Economy & Labour Market

Public Services

- 86,390 people in Wales are within the shielded population (data as at 8 April)
- This is 2.8% of the total population Over 40% are aged 70+ and two-thirds are aged 60+
- Only 10% are aged under 40
- LA shares range from 2% in Ceredigion to nearly 10% in both RCT and Cardiff
- Numbers within each small area (LSOA) range from 2 to 100 people, with an average of 45
- The shielded population are slightly more likely than average to reside in the most deprived areas of Wales
- 10 thousand people are *both* in the shielded population *and* live in the 10% most deprived areas of Wales

Shielded Population in Wales by Census Lower Super Output Area (LSOA)



This map is reproduced from Ordnance Survey material with the permission of Ordnance Survey on behalf of the Controller of Her Majesty's Stationery Office © Crown Copyright. Unauthorised reproduction infringes Crown copyright and may lead to prosecution or civil proceedings. Welsh Government, Licence Number: 100017916 (2020).
Atynherchir y map hon o ddiagram o'r Ordnance Survey gyda chandad Arddangos Ordnans ar ran rheolwr Llyfrfa B. Hysbysu i'r Gorn. Mae atynherchir heb amsoddi yn fform Hysbysu i'r Gorn a gall

INQ000048827_0019

Source: NHS

Last updated: 08/04/20

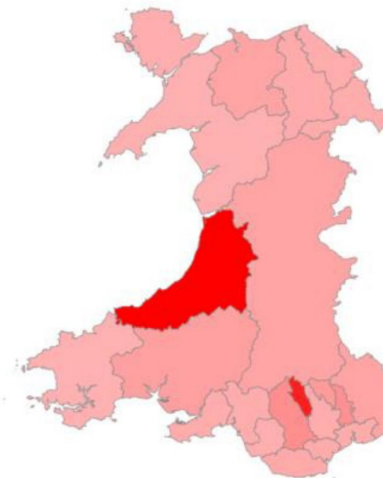
Food parcel orders submitted to suppliers:

- **5,449** up to 20 April
- Includes **267** received over weekend
- Considerable variation between LAs
- Orders as a percentage of the shielded list is **6%** overall, highest for Merthyr Tydfil (40%) and Ceredigion (37%)

Attempted deliveries:

- **3,039** up to 16 April
- **461** on 16 April
- **98%** handed to resident or left on doorstep

Total number of food parcels delivered by LA



Orders by Local Authority		
Local Authority	Orders to 20/4	Orders as % of shielded
Isle of Anglesey	64	3%
Gwynedd	46	1%
Conwy	68	2%
Denbighshire	83	3%
Flintshire	130	3%
Wrexham	91	2%
Powys	147	5%
Ceredigion	638	37%
Pembrokeshire	524	14%
Carmarthenshire	307	6%
Swansea	250	4%
Neath Port Talbot	103	3%
Bridgend	121	3%
Vale of Glamorgan	148	4%
Rhondda Cynon Taf	537	6%
Merthyr Tydfil	848	40%
Caerphilly	134	2%
Blaenau Gwent	121	5%
Torfaen	167	6%
Monmouthshire	47	2%
Newport	253	6%
Cardiff	622	7%
	5,449	6%

Between 18 March and 15 April:

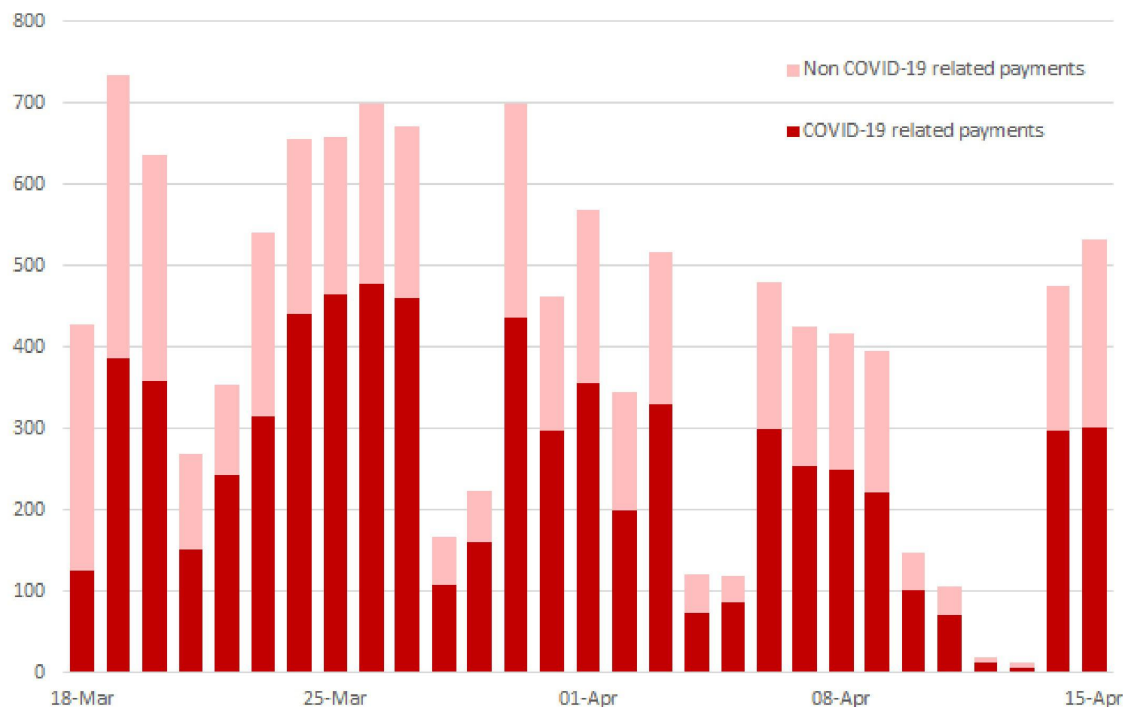
7,278 COVID-19 related
Emergency Assistance Payments,
with a total paid value
of **£451,960**

Recording started on 18 March. COVID-19 related reasons applicants are presenting include

- Having to stop or reduce work
- Delay to benefit claim
- Increased energy/food costs (family at home)

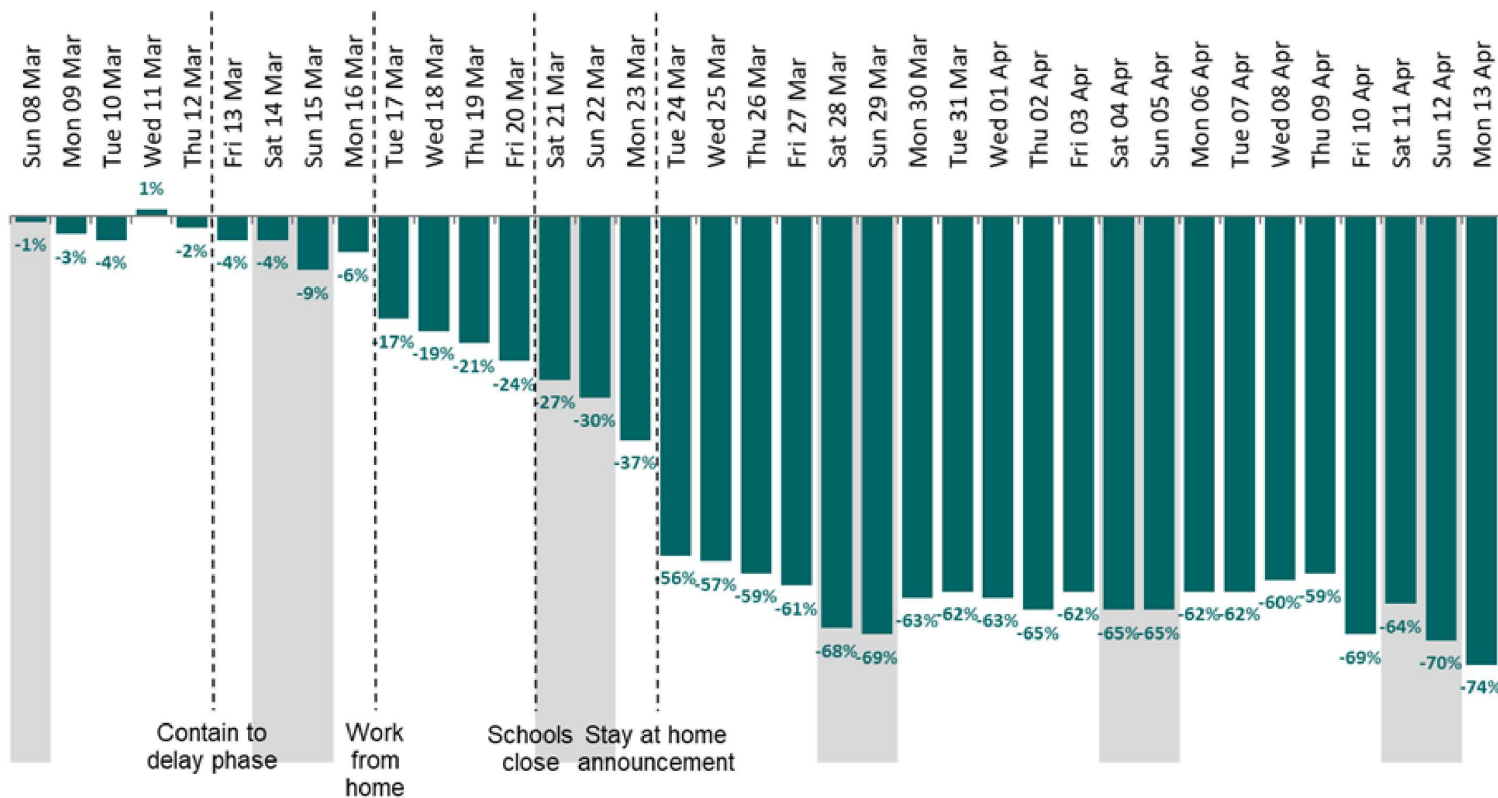
To date, the increase in claims is partly due to more frequent applications by people who have previously claimed EAPs.

Daily number of Emergency Assistance Payments



Source: Welsh Government
Data as at 15/04/20

Percentage change in total trips in Wales compared to first week in March



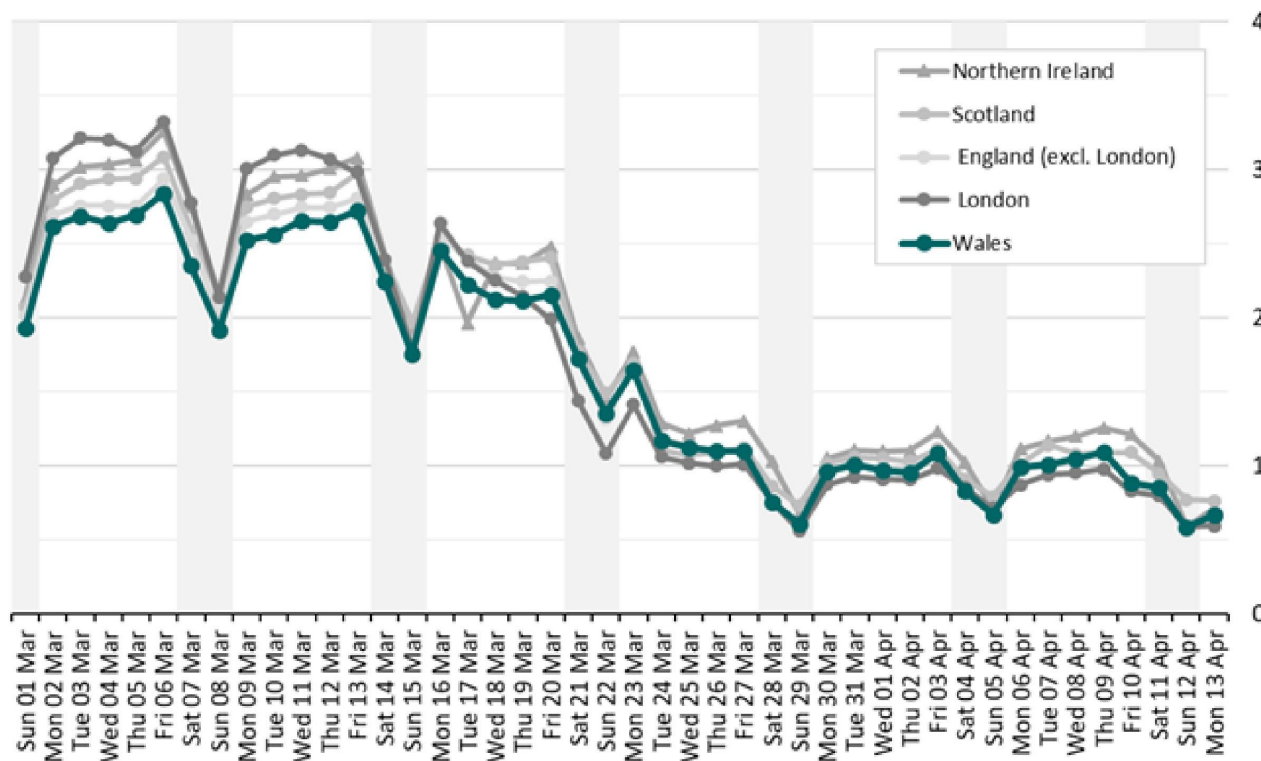
- The weekday reduction in total trips appears to be stabilising at around 62-63% fewer trips compared to the first week in March.
- This is slightly greater for weekends.
- Larger reductions were seen over Good Friday and Easter Monday.

Source: Mobile phone data via Department for Transport
Data as at 13/04/20

This data cannot be shared or referenced outside of Welsh Government

How many trips are people making on average?

Average number of trips made per person per day by region/country



- The average number of trips made per person per day has been steadily decreasing, but values have stabilised to around **1.0 trip per weekday** since around Tuesday 24th.
- There is also a clear pattern of **fewer trips per person made at the weekend**.
- People in England and Wales took fewer trips than usual on Good Friday.
- All countries took fewer trips on Easter Monday (0.6 trips per person on average)

This data cannot be shared or referenced outside of Welsh Government

Source: Mobile phone data via Department for Transport
Data as at 13/04/20

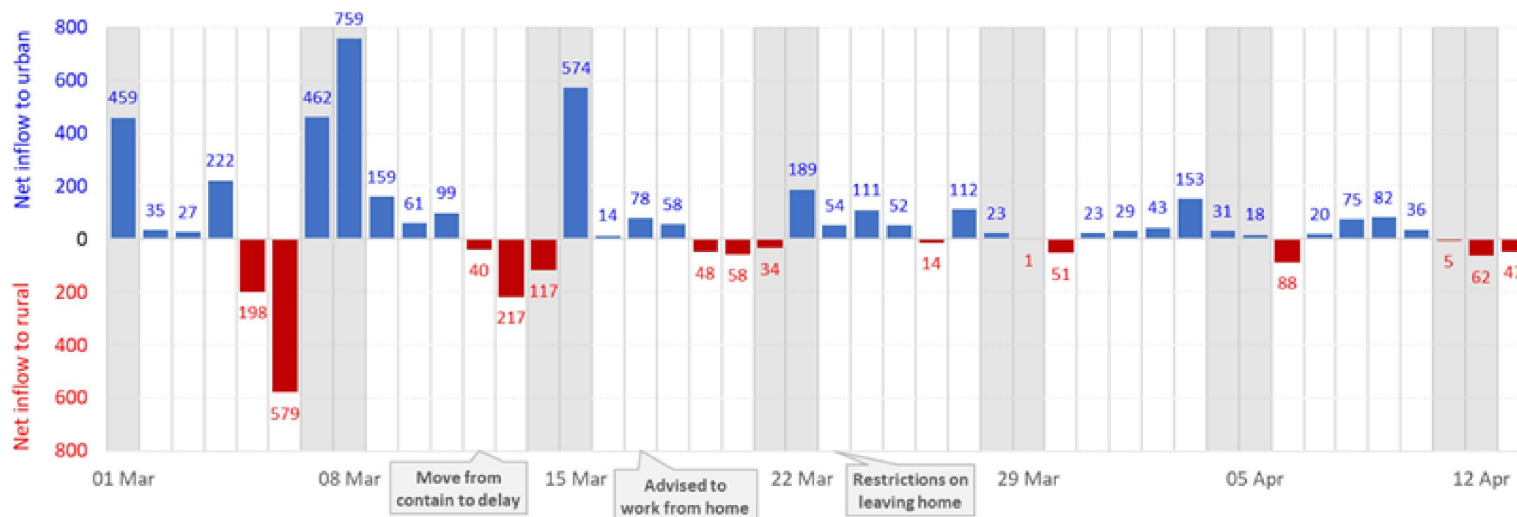
TRIPS – URBAN AUTHORITIES

[Return to Summary](#)

- Cases & Deaths
- Health & Social Care
- Shielded & Vulnerable People
- Attitudes & Behaviours
- Economy & Labour Market
- Public Services

Flow from Major Urban Areas - Wales Only

Difference between number of trips starting and ending in urban authorities (≤25% rural area)



- Normal weekly pattern is a slight shift from urban-rural at weekends but less pronounced than UK-wide
- Since advice to work from home (16/3), pattern of travel has remained but significantly fewer numbers arriving/leaving urban districts.
- No mass shift as in UK wide, likely because workers live closer to work locations

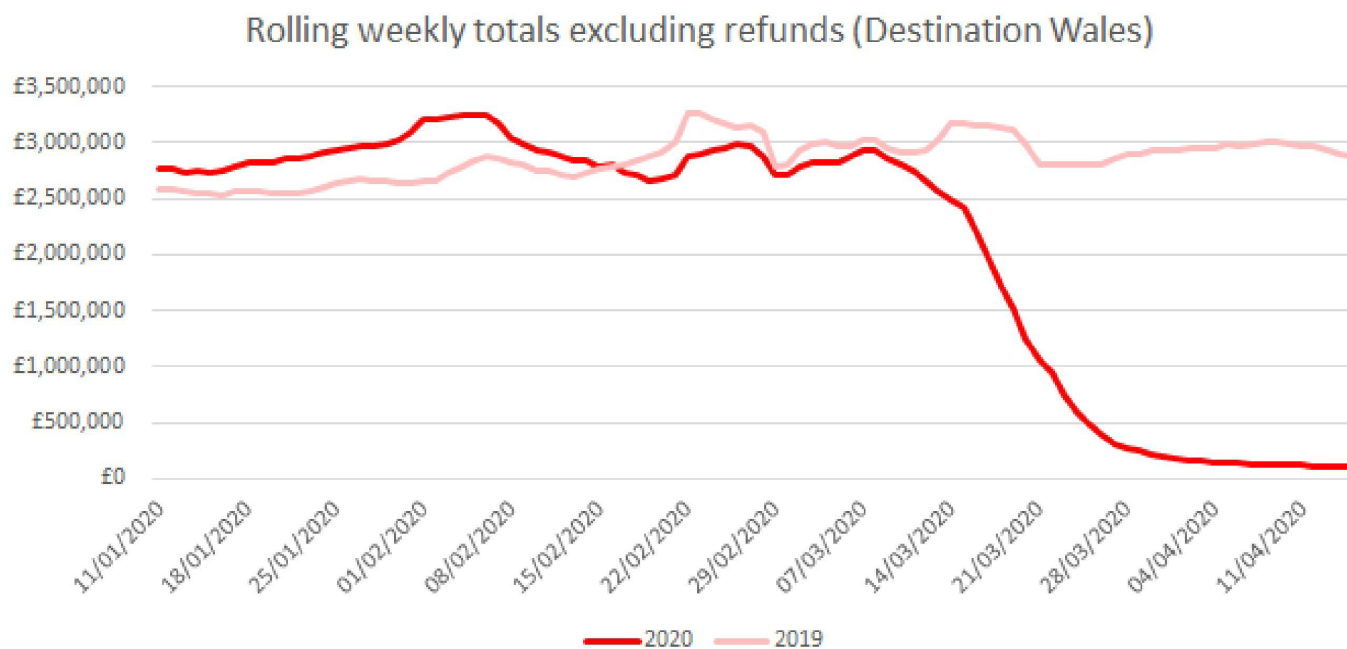
Source: Mobile phone data via Department for Transport
Data as at 13/04/20

This data cannot be shared or referenced outside of Welsh Government

WEEKLY RAIL REVENUE IN WALES

- Cases & Deaths
- Health & Social Care
- Shielded & Vulnerable People
- Attitudes & Behaviours
- Economy & Labour Market
- Public Services

Revenue from rail journeys in Wales fell sharply following the work from home announcement on 16th March. It has stabilised at a very low level over the last two weeks, suggesting few trips are being made.



Source: Department for Transport
Data as at 15/04/20

**This data cannot be shared outside of
Welsh Government**

Cases & Deaths

Health & Social Care

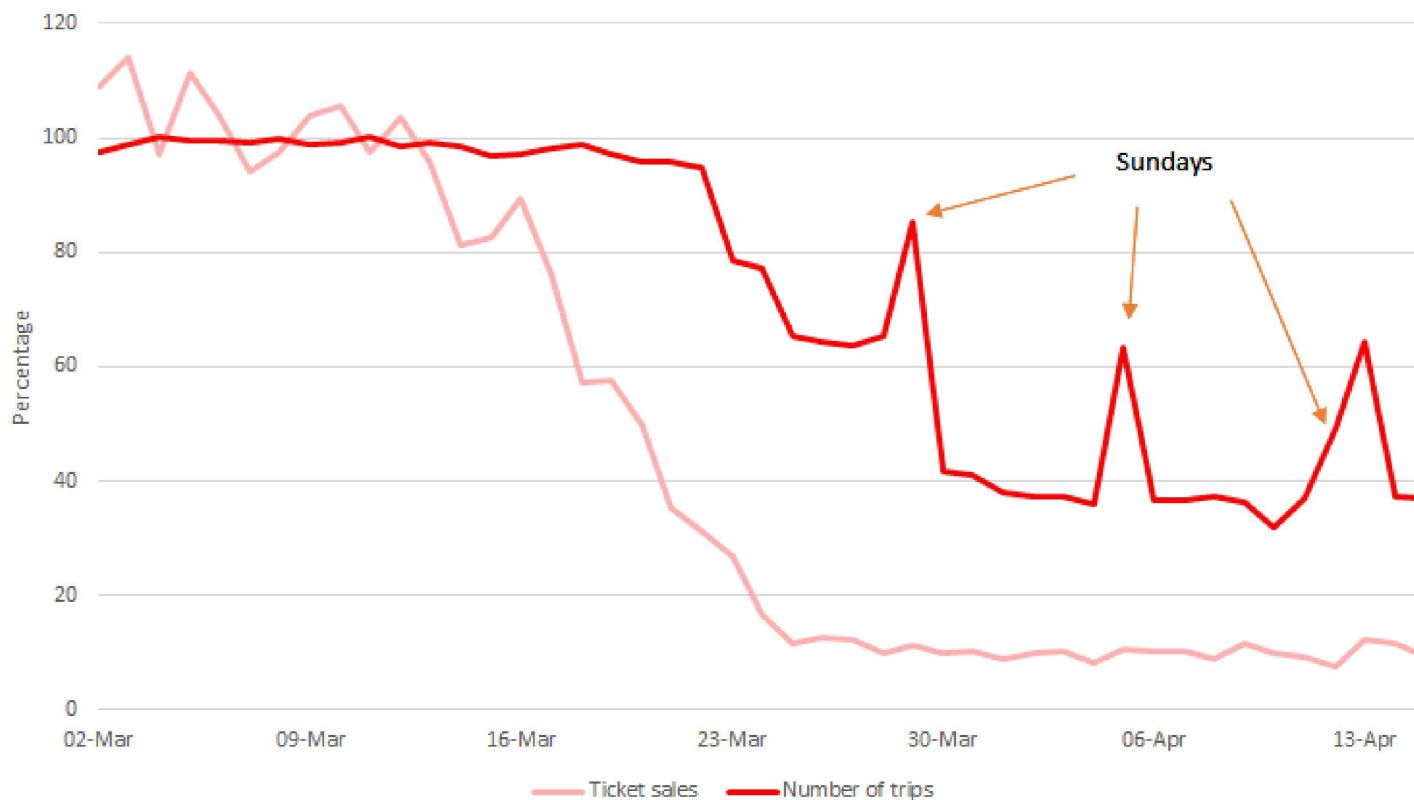
Shielded & Vulnerable People

Attitudes & Behaviours

Economy & Labour Market

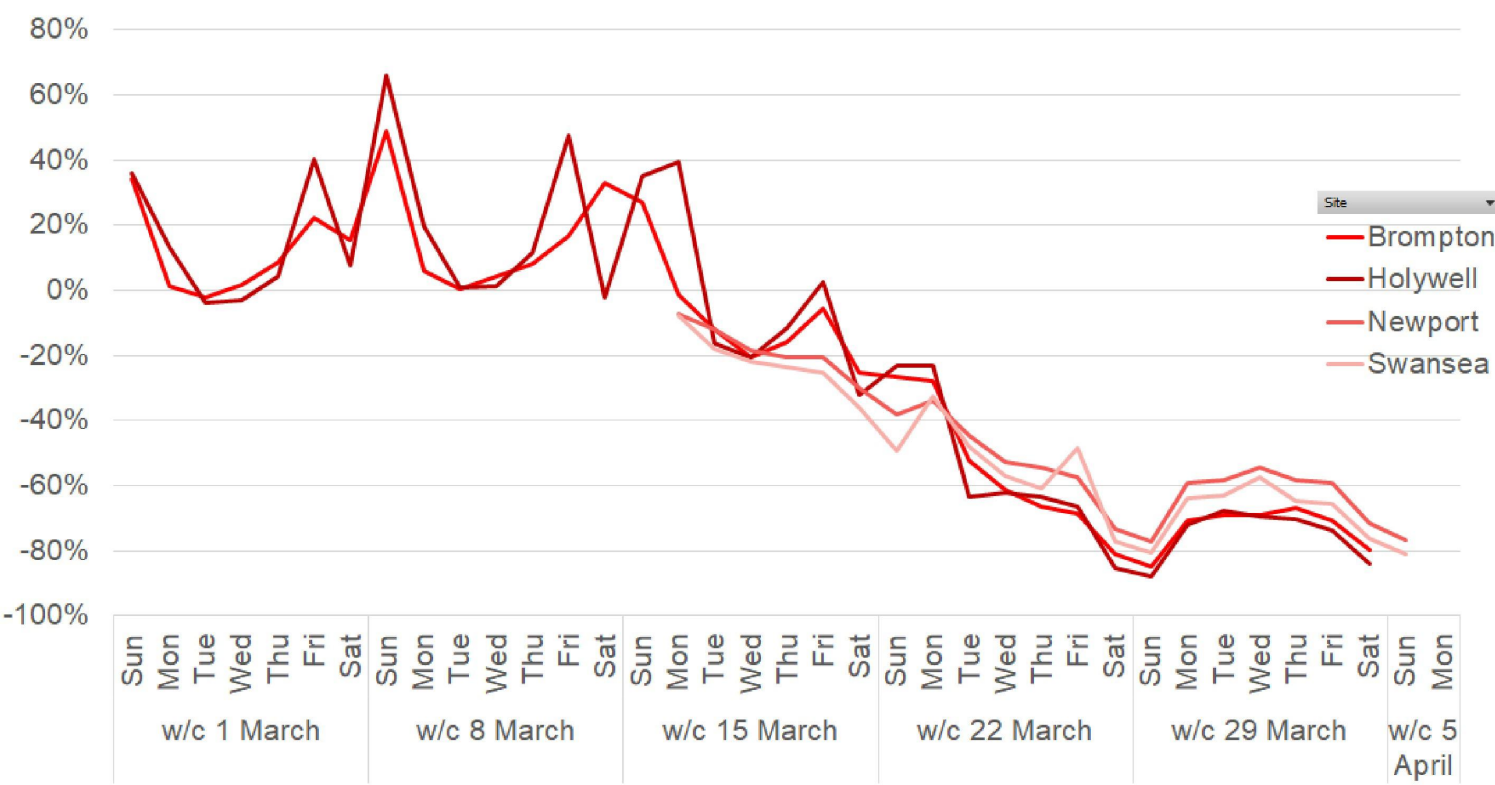
Public Services

Bus ticket sales and number of trips in Wales compared with the week commencing 13 January 2020



- Much like rail journeys, bus ticket sales in Wales fell sharply following the work from home announcement on 16 March.
- The number of trips operated by bus companies has also fallen, compared to January 2020.
- The exception to this is Sunday services, where the fall has been less sharp. This is likely because operators already offered fewer Sunday services, compared to weekdays. This was also the case on Easter Monday.

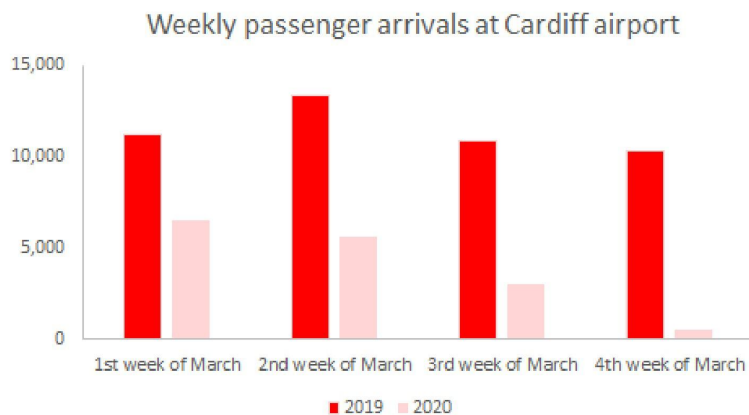
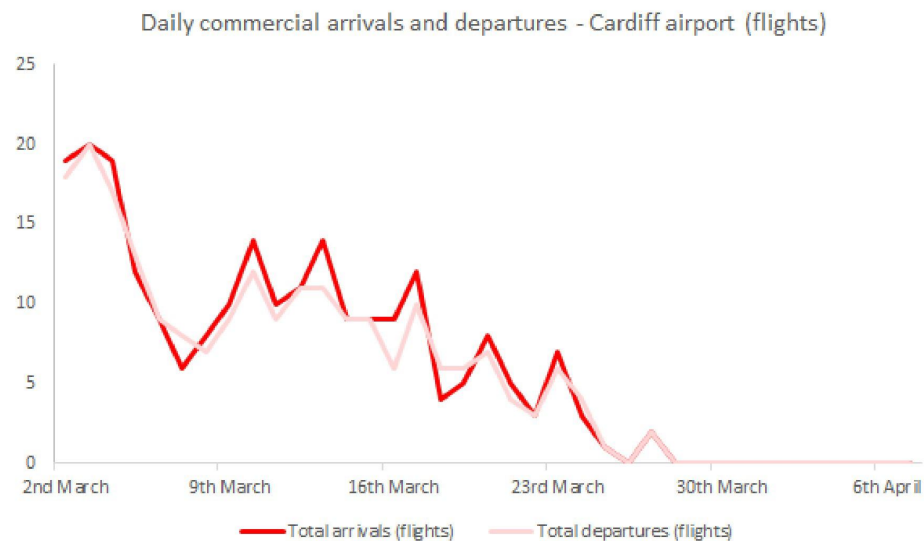
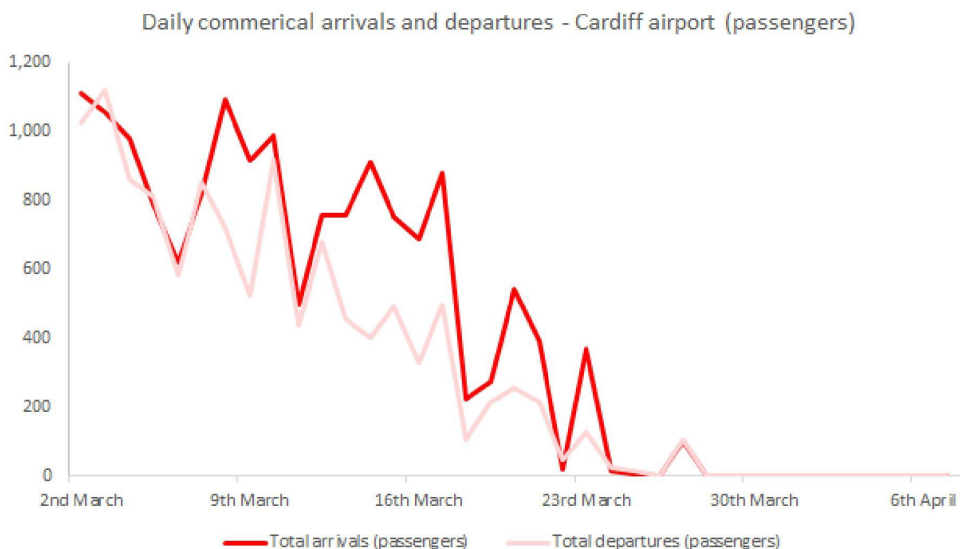
Source: Ticketer (does not include all bus operators)
Data as at 16/04/20



- Since the middle of March, traffic on the M4 has fallen by about 60 per cent on weekdays and about 80 per cent at weekends, when compared to 2019 levels.
- Traffic on the A55 at Holywell and Colwyn Bay has fallen even further compared with 2019 levels, falling by about 70 per cent on weekdays and more than 80 per cent at weekends.
- The pattern in road use mirrors mobile trips data, with fewer journeys on weekends than weekdays.

Data based on automatic traffic counts along two stretches of the A55 (Brompton, Colwyn Bay and Holywell, Flintshire) and the M4 (Newport and Swansea)

Source: Trunk Road Agents
Data as at 05/04/20



- Flight and passenger numbers at Cardiff airport fell steeply during March.
- No commercial flights have departed from or arrived at Cardiff airport since 27 March.

This data cannot be shared or referenced outside of Welsh Government

Almost 15,000 people have registered as volunteers since the start of March.
The 45-64 year old age group makes up the largest number of volunteers at 44%.

<p>All Time Volunteers total (01/03/18 - 13/04/20)</p> <p>27,200</p>
<p>Total volunteers since March (01/03/20 - 13/04/20)</p> <p>14,800 54% of all time total</p>

Profiles of volunteers 01/03/20 - 13/04/20:

Welsh Language				
No	Yes	A little	Not answered	
61%	11%	8%	19%	

Age of Volunteers					
0-13	14-25	26-44	45-64	65+	
0%	13%	36%	44%	7%	

Key findings

- After weeks of significant increases in concern amongst the UK public about all threats related to COVID-19 (global, national, health, economic, family, personal), these have levelled off over the last two weeks. The threat continues to be seen as greater to the economy than to personal health, with expectations of a global recession high. However, a majority of the Welsh public remain concerned that someone close to them will be infected.
- The Welsh public show high levels of concern for the vulnerable and weak, but a significant minority are impatient to get back to normality. However, the Welsh public do not believe this will be any time soon. Most of the Welsh public are trying to follow social distancing guidelines. There is widespread support for the measures being taken, and support for stricter quarantines if needed.
- Significant proportions of the Welsh public are engaging in the five Looking Out For Each Other campaign actions launched by First Minister Mark Drakeford on 22nd March. This includes two in five who have encouraged someone else locally to stay mentally or physically active, and over a quarter who have contacted someone at risk of loneliness in their local area.
- The proportion in Wales who say they are stockpiling has increased and is higher than the UK average. Around a third in Wales are worried about meeting short term financial needs whether they will have a job, be able to pay bills, and be able to provide for family a month from now and this is higher than in the UK as a whole.
- The Welsh Government and NHS continue to be seen as doing a good job, and there are high levels of trust in official sources and experts.

Question	Proportion - Wales	Change on previous week	Proportion - UK
Gone into quarantine or self isolation	81%	↔	78%
Perceived threat to the country	80% Very high/high	↔	79%
Perceived personal threat	43% Very high/high	↔	39%
Perceived threat to own job	55% Very high/high	↔	50%
Stocking up on food	36%	↑	30%
Avoiding close contact with others	83%	↔	87%
Spending more time at home than one month ago	87%	↔	86%
Support for closing borders until virus is contained	82% Strongly/somewhat agree	↔	79%
Support for quarantine of certain towns/cities	83%	↔	86%
Believe restrictions will not actually stop the spread of the virus	43% Strongly/somewhat agree	↔	41%
Believe NHS is doing a good job	85%	↑	N/A
Believe Welsh Government is doing a good job	70%	↔	66%

Source: [IPSOS MORI](#)
Fieldwork: 2-4 April 2020

**UK data cannot be shared outside of
Welsh Government**

Cases & Deaths

Health & Social Care

Shielded & Vulnerable People

Attitudes & Behaviours

Economy & Labour Market

Public Services

UK results for the period 23 March – 5 April 2020

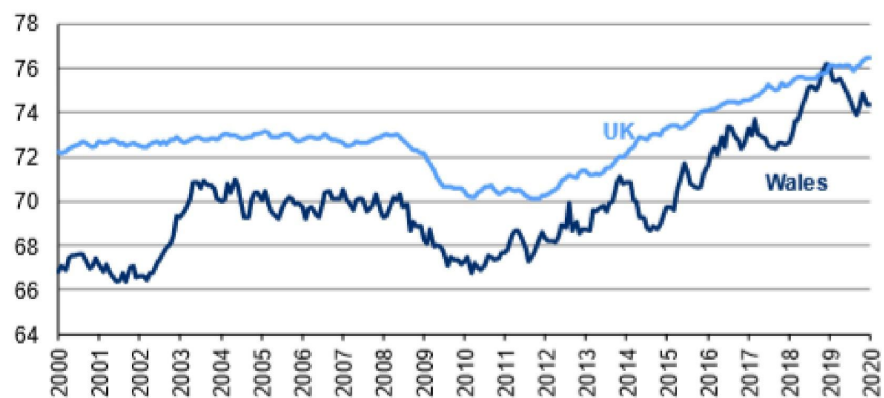
- 25% firms had temporarily closed or paused trading, with 0.4% reporting that they had permanently ceased trading.
- 38% of firms that continue to trade said turnover was substantially lower than its 'normal range'.
- 64% of firms expect turnover to continue to decrease over the next two weeks.
- On average 21% of the workforce was reported as furloughed, ranging from 45% in accommodation and food services to 8% in health and social care.
- 47% of the workforce was working remotely instead of their place of work, with 37% working at their normal place of work. There was substantial variation by industry.
- 32% of firms expect their workforce to reduce in the next two weeks.
- 35% of firms think it will get harder to import goods and services over the next two weeks whilst 31% think it will get harder to export.
- The majority of firms reported stable selling prices.

Source: [Office for National Statistics](#)

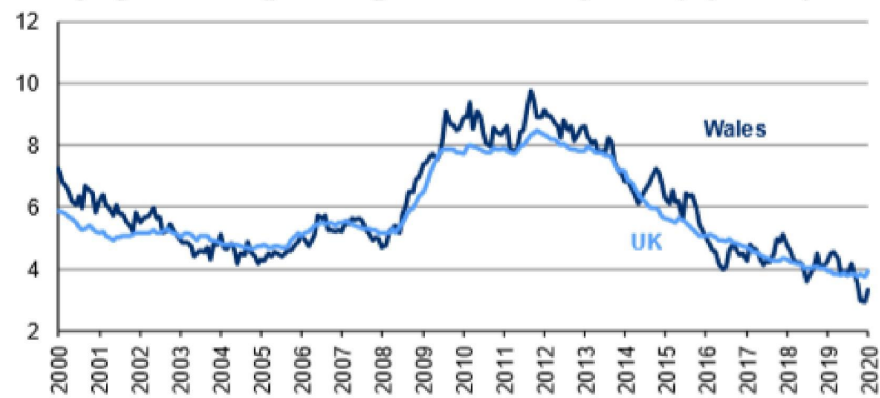
Data as at 23/03/20 - 05/04/20

Monthly labour market figures

Employment rate (percentage of population age 16-64)



Unemployment rate (percentage of economically active population)



- Official labour market figures don't yet cover the period of the virus outbreak.

Source: Welsh Government analysis of Labour Force Survey
Data as at 31/01/20

NEW DAILY UNIVERSAL CREDIT CLAIMANTS

[Return to
Summary](#)

- Cases & Deaths
- Health & Social Care
- Shielded & Vulnerable People
- Attitudes & Behaviours
- Economy & Labour Market
- Public Services

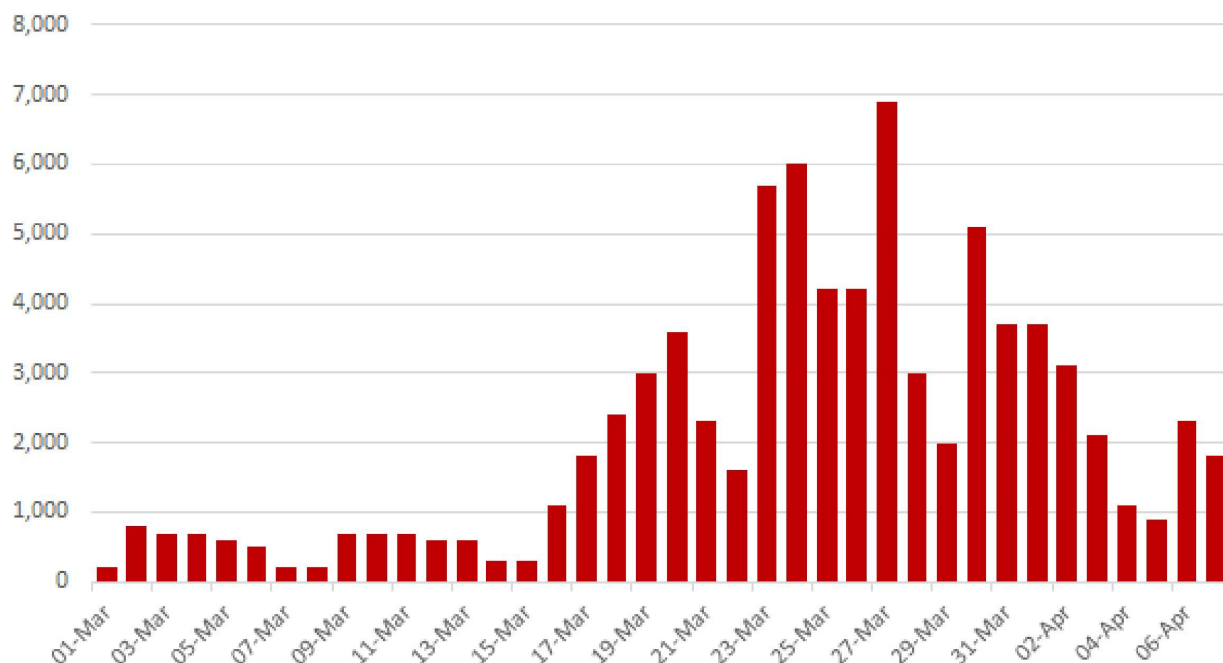
The volume of new UC claimants declared per day increased from **800** to **1,800** between Mon 2 March and Tues 7 April, but had halved during the latest week (between 31 March and 7 April).

Since **17 March** there have been around **70 thousand** new UC claimants declared in Wales.

Notes

- The figures for the latest date may increase by approx 5% in the next report
- Includes all claimants allocated to a Job Centre in Wales

New Universal Credit claimants declared



**This data cannot be shared or
referenced outside of Welsh Government**

INQ000048827_0033

Cases & Deaths

Health & Social Care

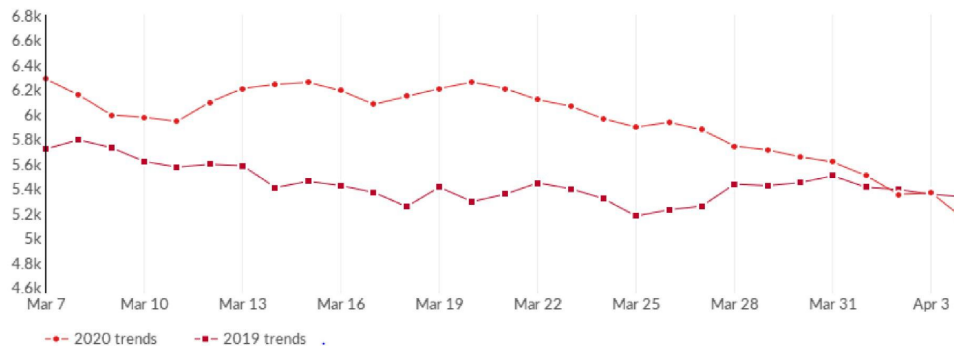
Shielded & Vulnerable People

Attitudes & Behaviours

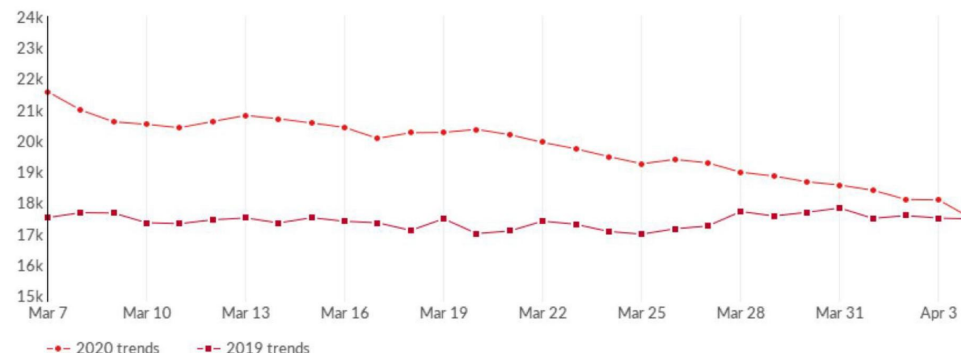
Economy & Labour Market

Public Services

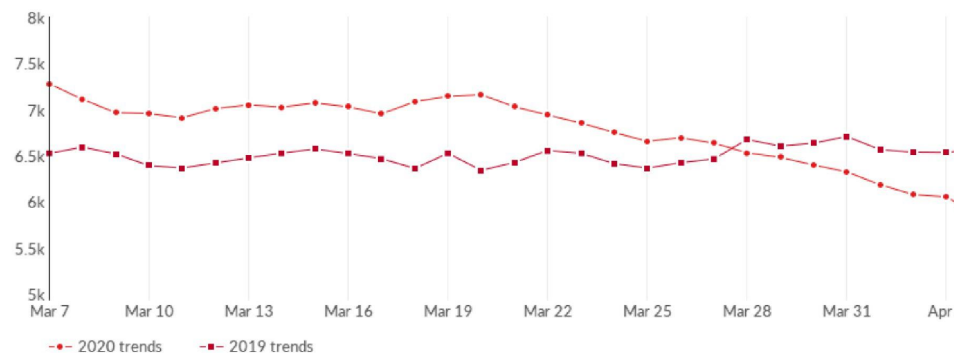
North Wales



South East Wales



South West & Mid Wales



- The number of jobs posted online was higher than in 2019 throughout most of March. By early April, all regions had seen job postings dip below 2019 levels.
- It is expected that the full impact of COVID-19 on the jobs market is yet to be seen. Jobs posted before the lockdown are often still listed online.
- It is likely that the impact will become clearer roughly a month (the median job posting duration) after the start of lockdown.
- There was considerable variation by occupation type. During March 2020, there was a notable increase in job postings for nurses and care workers across all regions compared to the previous year.

**This data cannot be shared or
referenced outside of Welsh Government**

INQ000048827_0034

Cases & Deaths

Health & Social Care

Shielded & Vulnerable People

Attitudes & Behaviours

Economy & Labour Market

Public Services

Sector	Impacts to Date
Manufacturing	<ul style="list-style-type: none"> Manufacturing – key concerns about movement of materials. Supplies starting to come through from China but now concerns for Italy, German, France and Spain, especially for Auto supply chains. Some 6,000 jobs in Wales dependent on automotive. Concerns at [I&S] as auto and construction are their major customers. [I&S] reporting big drop in production and worries about cashflow. Warning about April payroll. [I&S] are. Same for [I&S] in Cardiff. Cashflow key issue. They have appealed for UKG support. A major manufacturer is extending shutdown of their plant to 20th April. Expected to announce cut back in A320 production as international airline market heading to recession. Immediate impacts for many companies which are now working to survival plans. Many are shutting down temporarily to protect cash. Supply chain collapsing across sectors with the closure of Automotive manufacturers acutely affecting automotive component suppliers throughout Wales Where companies are still operating, they are seeing big increases in costs of raw materials. Reports of confusion over messaging. Who can stay open, who can't? Clarification needed 99% of European and UK car plants are on shutdown with 450+ agency workers released from member sites in Welsh supply chain – the Welsh Automotive Forum is seeking urgent clarification how agency workers can be protected under furloughed ruling (i.e. who is contract provider) Closure of hospitality and food outlets is having a significant impact on the food manufacturing industry.
Tourism & Hospitality	<ul style="list-style-type: none"> There are immediate and critical issues for bars, restaurants and tourism. The issue about business interruption insurance is key, especially for pubs which struggle even at the best of times. Tourism industry – worsening situation with overseas bookings ([I&S] is very big for B&Bs and small country hotels). When countries introduce travel restrictions, [I&S] automatically cancels bookings for travellers from those countries. But industry in Wales hopeful that support packages from UKG and WG will alleviate many closures. 10% of visitors in mid-Wales are overseas visitors and their average spend is higher than other visitors; one of largest hotels in wales in crisis due to cancellation of group bookings. Sector also seeing low levels of bookings, high levels of cancellation for UK visitors Workforce impact: some firm may just have taken people on as seasonal staff ahead of Easter and ask about the impact on those workers. Worries about loss of season. If return to work comes before Summer season / early Autumn can be rescued where will they find 'seed corn' for 2021?
SMEs	<ul style="list-style-type: none"> Bigger firms are coping for now as they have stronger leverage, but small independent businesses greatest concern SMEs make up over 99% of businesses in Wales Concerned about having to lay off staff, asking how to do that given statutory notices

Source: Welsh Government contribution to BEIS dashboard
Data as at 12/04/20

Cases & Deaths

Health & Social Care

Shielded & Vulnerable People

Attitudes & Behaviours

Economy & Labour Market

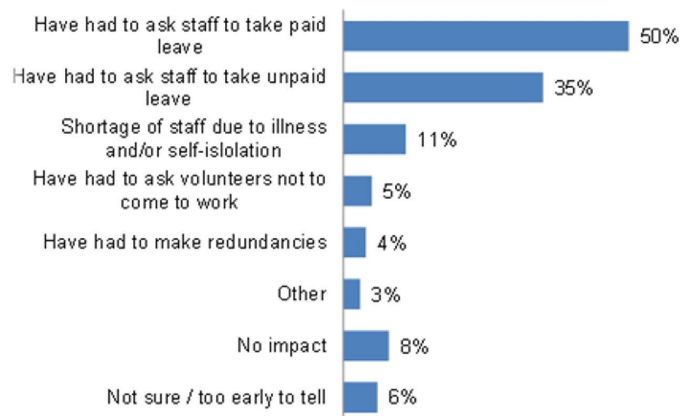
Public Services

Sector	Impacts to Date
Other impacted sectors	<ul style="list-style-type: none">• Up until last week, the WG had been informed directly of well over 350 businesses facing difficulties which together employ some 33,000 people and we know that this is just the tip of the iceberg.• Major construction firms in Wales say they can carry on as long as sites stay open, but if they close they will have to lay off 400 staff• Almost all flights from Cardiff Airport have stopped. Worries that expected package of support from UKG has not materialised.• Supermarkets under strain in terms of deliveries, exacerbated by rural locations. However, some evidence of better organisation with controlled access which is limiting panic buying.• Closure of hospitality outlets such as pubs, clubs and restaurants has had a serious impact on food suppliers• Concerns among self-employed, although alleviated by the recent financial support announcement, still remain due to the potential delay in receiving funding .
Funding	<ul style="list-style-type: none">• First Minister announced a £500m Economic Resilience Fund for Wales to support businesses affected by the Covid-19 outbreak.• £100m loan fund immediately open for applications within the Development Bank of Wales. As at 6 April a total of 1,586 applications had been received and are being processed by the Development Bank of Wales.• Further details of Welsh Government support in relation to grant funding for businesses in Wales to be announced soon.• Welsh Government wishes to work with UKG on further support measures, especially in relation to strategically important employers.

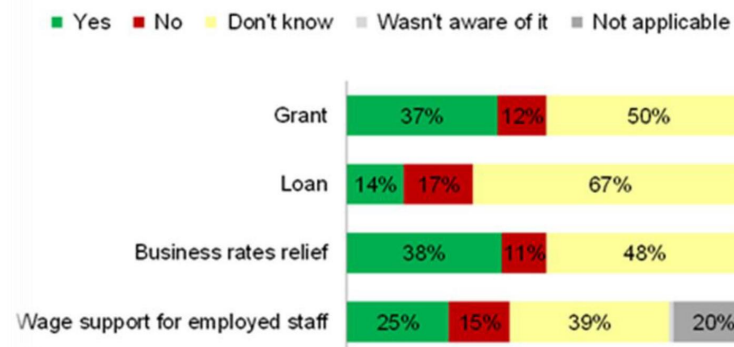
Source: Welsh Government contribution to BEIS dashboard
Data as at 12/04/20

Tourism Barometer COVID-19 impact survey between 26th and 31st March of 400 tourism businesses

Q6 "Has your business experienced impact from Covid-19 regarding staff since the start of the outbreak? (Unprompted)"

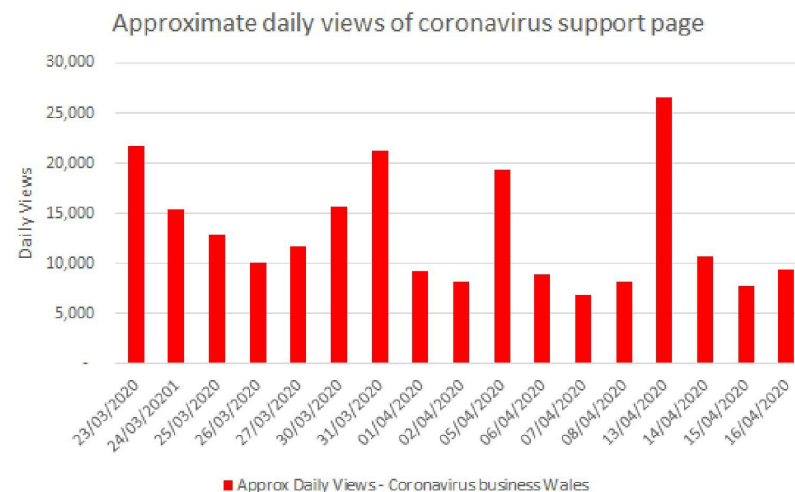
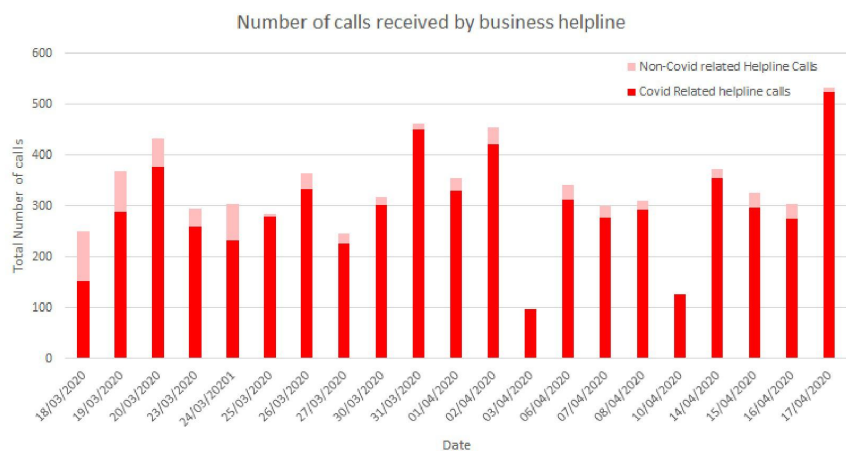


Q12 "Which of the following government financial supports specific to the Covid-19 crisis do you believe your business / attraction is eligible for?"



Nearly all (96%) businesses expect the future impact of the outbreak to be 'significantly negative'. The only positive that some businesses are hoping for is a bounce in domestic tourism when the crisis is finally over.

Most Business Wales helpline calls continue to be about coronavirus.



Weekend figures excluded as negligible
 There were known telephone issues on 24/03 so figures may be understated
 There is missing data for 31/03/20

Data rounded to nearest 100.
 30/03/20 also contains number of page views for 28th and 29th
 There is missing data for 31/03/20

Source: Business Wales
 Data as at 15/04/20

Cases & Deaths

Health & Social Care

Shielded & Vulnerable People

Attitudes & Behaviours

Economy & Labour Market

Public Services

Number of children in Local authority settings

● Number of children of critical workers attending ● Total number of children attending



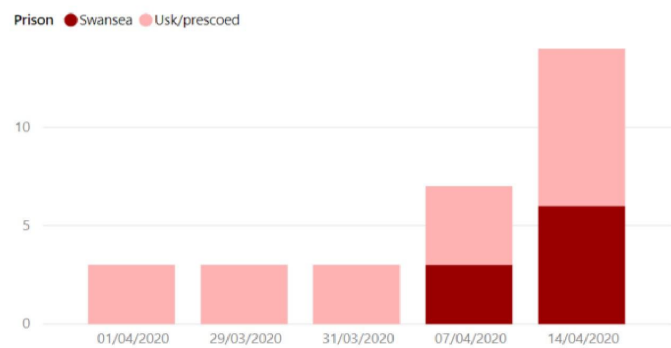
On 16th April, there were 437 school settings open and 2,829 children attending school representing 0.6% of all pupils.

There were also 16,872 children receiving free school meals which is 19% of those eligible or transitionally protected.

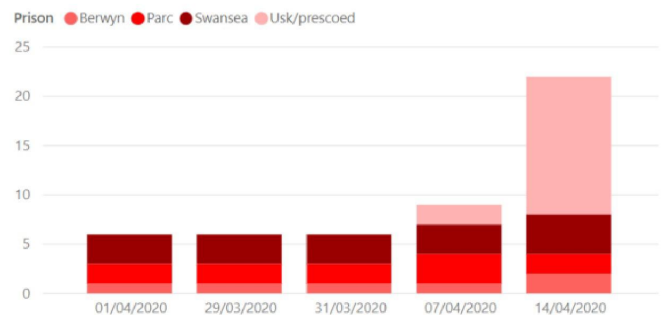
Source: Welsh Government
Data as at 20/04/20

The number of confirmed cases in Welsh prisons continues to be low.

Number of Staff with confirmed COVID-19



Number of Prisoners with confirmed COVID-19



Number of staff self-isolating



Source: Her Majesty's Prison and Probation Service
Data as at 14/04/20

FURTHER INFORMATION

Return to
Summary

Cases & Deaths

Health & Social Care

Shielded & Vulnerable People

Attitudes & Behaviours

Economy & Labour Market

Public Services

PHW Rapid [Covid-19 surveillance](#) on confirmed cases and tests

ONS [Covid-19 roundup](#) on a range of topics

Data Map Wales [Covid-19 Contextual Data](#) (requires login)

Google Covid-19 [Community Mobility Reports](#)